

THE ORIGINAL

Ceramic tiles – Dry installation

EVERGREEN BY DEBRA, LLC

- Ceramic & Glass Tile • Art Images in Hard Surfaces
- 100% Permeable Pavers • Planters



**Woman Owned Small Business
Certified DBE**

47-388 Kamehameha Hwy
Kaneohe, HI 96744-4736 USA
Ph 808-239-6599 Fax 808-239-8556

EvergreenbyDebra.com

DRYLILE®

Turning tiling upside down

As fast as your business.



**Green
Product
Award**

Winner
2020

DRYLILE®

Turning tiling upside down

CONTENTS

The advantages
of DryLile

Pages 4 - 7

Installation

Pages 8 - 9

Innovative surface finishes
Hytect and Protecta

Pages 10 - 11

Series

Pages 12 - 49

Alcina	14 - 15
Area Pro	16 - 19
Cedra	20 - 21
Emotion	22 - 23
Evalia	24 - 25
Kiano	26 - 27
Like	28 - 29
Mandalay	30 - 31
Nova	32 - 33
Quarzit	34 - 35
Remix	36 - 37
Soul	38 - 39
Stories	40 - 41
Timeless	42 - 43
Unique	44 - 45
Valley	46 - 47
Walden	48 - 49

Joint colors

Pages 50





Macrina Bakery, Seattle, Washington, USA


As fast as your business.

Ceramic tiles for dry installation

Time is one of the most valuable resources available; ceramic tiles are among the most sustainable floor coverings. Whether in shop fitting, catering, the hotel trade or administration: DryLile enables the installation of a high-quality floor with all of the advantages of ceramic – and within record time. With a cork layer on the back, thereby dispensing with adhesive altogether, DryLile can be laid up to 8 times faster. This saves time, reduces closing times and optimises installation processes.



The formula



One unique feature of DryLile is its specially-developed cork layer based on polyolefins. Free of PVC, chlorine and plasticizers, and even suitable for contact with food, it is generated thermally from a cork granulate under constant pressure and applied permanently to the back of the tile in a special process. This ensures that the tile is firmly suctioned to the floor. No mortar bed, no adhesive. We refer to this system as dry tiling.



The principle is ingeniously simple: the tile's inherent weight presses the cork layer onto the substrate where it adheres, vacuum-like, and guarantees that everything stays firmly in place. Enhanced by decoupling in the case of floating installation, cork also ensures improved impact sound insulation.

It goes without saying that the system from DryLile also offers all of the advantages of ceramic tiles when compared to other floorings such as laminate or vinyl: they are absolutely light-fast, UV-resistant and odour-neutral; heavy furniture does not leave any pressure marks; they are non-flammable as well as being impervious to heat. These features make DryLile an ideal system for shop fitting, car showrooms, offices, hotels, museums, commercial buildings, schools and restaurants.

DryLile consulting and installation are provided exclusively by certified partners. Enabling us to guarantee the quality of installation and system function.



Cork granulate



1. Ceramic tile with corresponding technical characteristics
2. Cork layer on back durably applied by a special technique
3. System joint automatically formed by the projection on all sides

System description:



So many advantages ...

For building owners

+ Significantly shorter installation periods

DryLile is up to 8 times faster than classic tiling.

+ Entirely reversible at no great effort

If you wish to keep abreast of the latest trends in interior design or areas are subject to a change of use, you can swiftly and easily remove the tiles entirely reversibly and without any dust.

+ Easy repair of damaged tiles

Damaged tiles can be replaced within minutes. Joints are easily cut open, no drying times for tile adhesive – simply insert the new tile and regrout.

For craftsmen

+ Practically dust-free installation

Noise, dust and stress are irritating factors. The system floors from DryLile do not require any adhesive and installation is fast and smooth.

+ Minimising warranty claims

Constructive decoupling means that complaints based on underground movements are practically eliminated.

+ Tapping new areas of business

DryLile makes tiles fit for new areas of application and offers trade and craftsmen new impulses. Whether supermarkets, hotels or showrooms: DryLile offers flexibility and speed – and all of the advantages of a robust tile surface. Make the most of these opportunities: become a DryLile partner!

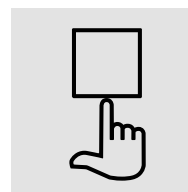

For architects

+ Parallel planning of tasks

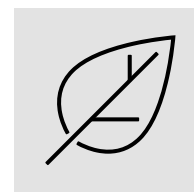
The system floors from DryLile can be walked on immediately, enabling the continuation of other tasks such as electrical installation, painting or drywall work, practically without interruption.

+ Easy planning

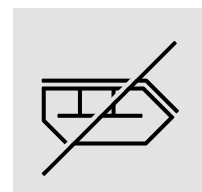
The only prerequisite for DryLile is a sufficiently smooth subsurface (inside micrometre 2 mm on 2 m length). “Visible” planning, and not according to rigidly specified separating joints and minimum clearances.



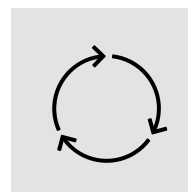
Easy installation



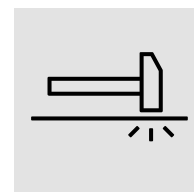
Emission-free




Incurs little waste



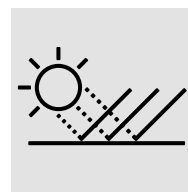
Recyclable




Impact-proof



Low-flammable



Color-fast



Suitable for underfloor heating



Tested product



It's all about stories / Limbecker Platz, Essen, Germany

Installation: fast, faster, finished.

Check for planarity

The only prerequisite for laying system floors from DryLile is a sufficiently smooth subsurface exceeding the surface evenness tolerances according to DIN 18202. An inside micrometre of 2 mm on a length of 2 m must be maintained. Prior to installation, the subsurface must be examined for evenness and surface quality using the appropriate measuring instruments. The dimensional accuracy and evenness of the laying surface must comply with that of the finished covered area. This can be achieved by means of full-surface levelling.

Specify joint grid

The system floors from DryLile can be installed in any standard joint grid. The slim and precise system joint is automatically achieved by laying the cork edges tightly against each other.

Grout tiles

DryLile tiles are grouted using special dispersion joint mortar immediately after installation, if possible, whereby the enclosed manufacturer's installation instructions concerning the mixing ratio with water must be observed.

The surface can be walked on after 12 hours and displays full resistance after 24 hours.

Technical data and approvals

- Own CE marking
- Building inspection approval: DIBt approval number Z-156.610-1373
- Emission-tested construction product in accordance with DIBt principles
- Fire performance: flame-retardant class Bfl-s1 as per DIN EN 13501-1 on solid mineral substrates (gross density $\geq 1350 \text{ kg/m}^3$) and on substrates made of wood and wood materials (thickness $\geq 10 \text{ mm}$, gross density $\geq 475 \text{ kg/m}^3$)
- Acoustic and constructive decoupling from the subsurface (up to 13 db* impact sound reduction value as per ITA Wiesbaden test)
- Disposal (tile incl. cork layer and system joint mass) as per waste code 170904 (DK1 landfill)

*Test value acc. to DIN EN ISO 10140. The impact sound reduction actually achieved should be established by trial laying and measurement on site.



1 Examine planarity using the appropriate measuring instruments.



2 Rework the floor if necessary in order to ensure the requirements on evenness.



3 Specify the joint grid and lay the cork edges tightly against each other.



4 Grout the tiles using special system grout mortar. Ensure the correct mixing ratio of grout mortar and water as per manufacturer's instructions.



5 DryLile tiles can be easily replaced at any time. Simply cut open the joint, remove the tile with a suction lifter and insert the new tile.



Installation guideline:



Innovative surface finishes



Changemaker-Shop, Zurich, Switzerland

HYTECT – THE HYGIENE TILE

Hytect tiles can make a significant contribution to a healthy room climate. After all, this innovative technology reduces bacteria, mould and germs, breaks down pollutants in the air, and ensures that dirt can be easily removed. Hytect acts like a natural catalyst whose effects are triggered simply by light – and permanently. After all, Hytect is inseparably and durably baked into the tile. For sustainably good quality of air.

How the Hytect technology works


Titanium dioxide (TiO₂) is fired insolubly and permanently into the ceramic surface at high temperatures. As a permanent catalyst, it facilitates a life-long reaction between light (photocatalysis), oxygen and humidity. This gives rise to activated oxygen and a hydrophilic, water-friendly ceramic surface. The activated oxygen undertakes three decisive functions:

- Hytect slows the growth of mould, bacteria and other microorganisms
- Hytect facilitates cleaning of the surface finish
- Hytect helps to break down indoor air pollutants such as formaldehyde and odours



Easy to clean

Thanks to the Hytect surface, dirt is simply rinsed off. This reduces the effort involved in cleaning and the use of cleaning agents. Making it possible to concentrate on the good things in life while protecting the environment at the same time.



Antibacterial effect

When Hytect interacts with light, oxygen is activated which breaks down microorganisms such as bacteria, mould and germs. The good feeling of having a home which protects us from germs

Floors offering the special Hytect coating bear the corresponding logo in the product section.



Improved room climate

Hytect triggers an air-purification process which neutralises both unpleasant odours and pollutants such as nitrogen oxides. Enabling every member of the family and guest to your home to breathe easily.

To the Hytect film:



More information:
www.hyTECT.com

Renowned test institutes confirm the effects of Hytect.

PROTECTA-UPGRADED TILES

Unglazed vitrified tiles are hard-wearing and resistant by nature. Thanks to the Protecta surface upgrading, stain and dirt resistance could be improved considerably: during the firing process, the coating applied in-plant is ceramically bonded to the biscuit and closes the existing “micropores” quite natural for unglazed ceramics. In this way, the penetration of substances forming stains is prevented. Thus, an impregnation is no longer required and may possibly even have a negative effect in the case of slip-resistant tiles with Protecta surface upgrading, as the impregnating agent cannot penetrate the tile, but remains on the surface as a lubricating film.





Vinzenzmurr branch in the DEZ shopping centre, Regensburg, Germany



Product Overview

DRYLILE®

Turning tiling upside down



ALCINA



crema




clay-brown




pebble-grey








basalt



graphite



Nom. dim. - cm	30 x 60	60 x 60	45 x 90	90 x 90
Work size - mm	297 x 597 x 12.5	597 x 597 x 12.5	447 x 897 x 12.5	895 x 895 x 13
Slip resistance	R9	R9	R9	R9
m ² / pieces	5.556	2.778	2.470	1.234
Pallet / pieces	200	100	100	40
Pallet - m ²	35.997	35.997	40.486	32.415
Pallet - kg	886.400	906.000	990.700	845.720

	crema	434816DT	434821DT	434831DT	
	clay-brown	434817DT	434822DT	434832DT	
	pebble-grey	434818DT	434823DT	434833DT	434895DT
	basalt	434819DT	434824DT	434834DT	434896DT
	graphite	434820DT	434825DT	434835DT	434897DT

**Skirting**

Nom. dim. - cm	7 x 60
Work size - mm	70 x 597 x 10.5
m / pieces	1.667
Bundle / pieces	15
Bundle - m	8.998
Bundle - kg	14.250

crema **434826**clay-brown **434827**pebble-grey **434828**basalt **434829**graphite **434830**

DRYLILE®

Turning tiling upside down



AREA PRO



anthracite



basalt



pebble



stone



sand-white




sand-grey




sand



nutmeg



platinum



sand-beige



brick



clay




Nom. dim. - cm	30 x 60	60 x 60	60 x 90	60 x 120
Work size - mm	297 x 597 x 12.5	597 x 597 x 12.5	597 x 897 x 12.5	597 x 1197 x 12.5
Slip resistance	R10	R10	R10	R10
m ² / Pieces	5.556	2.778	1.851	1.389
Pallet / Pieces	200	100	60	50
Pallet - m ²	35.997	35.997	32.415	36.023
Pallet - kg	886.400	906.000	802.800	907.950



anthracite	430340HDT	430380HDT	430576HDT	430398HDT
basalt	430341HDT	430381HDT	430577HDT	430399HDT
pebble	430342HDT	430382HDT	430578HDT	430400HDT
stone	430343HDT	430383HDT	430579HDT	430401HDT
sand-white	430344HDT	430384HDT	430580HDT	430402HDT
sand-grey	430345HDT	430385HDT	430581HDT	430403HDT
sand	430346HDT	430386HDT	430582HDT	430404HDT
nutmeg	430347HDT	430387HDT	430583HDT	430405HDT
platinum	430348HDT	430388HDT	430584HDT	430406HDT
sand-beige	430349HDT	430389HDT	430585HDT	430407HDT
brick	430350HDT	430390HDT	430586HDT	430408HDT
clay	430351HDT	430391HDT	430587HDT	430409HDT

System floor with ceramic tiles, DIN EN 14411, group BI_a, unglazed (UGL) and group AI_b, unglazed (UGL) for floor coverings in indoor areas (porcelain stoneware tiles) / (Porcelain stoneware slabs)



Skirting



90 x 90*	Nom. dim. - cm	7 x 60
895 x 895 x 13	Work size - mm	70 x 597 x 10.5
R10	Slip resistance	
1.234	m / Pieces	1.667
40	Bundle / Pieces	15
32.415	Bundle - m	8.998
845.720	Bundle - kg	14.250
430422DT	anthracite	430528H
430423DT	basalt	430529H
430424DT	pebble	430530H
	stone	430531H
	sand-white	430532H
430425DT	sand-grey	430533H
430426DT	sand	430534H
	sand-grey	430535H
	platinum	430536H
430427DT	sand-beige	430537H
	brick	430538H
	clay	430539H



DRYLILE®

Turning tiling upside down



CEDRA



mud-brown






anthracite



grey



Nom. dim. - cm	30 x 60	60 x 60	45 x 90
Work size - mm	297 x 597 x 12.5	597 x 597 x 12.5	447 x 897 x 12.5
Slip resistance	R9	R9	R9
m ² / pieces	5.556	2.778	2.470
Pallet / pieces	200	100	100
Pallet - m ²	35.997	35.997	40.486
Pallet - kg	886.400	906.000	990.700

	mud-brown	433694DT	434759DT	433739DT
	anthracite	433692DT	434757DT	433737DT
	grey	433693DT	434758DT	433738DT

**Skirting**

Nom. dim. - cm	7 x 60
Work size - mm	70 x 597 x 10.5
m / Pieces	1.667
Bundle / Pieces	22
Bundle - m	13.197
Bundle - kg	20.900

mud-brown	433697
anthracite	433695
grey	433696



EMOTION



deep anthracite



light-beige



mid-grey



basalt



Nom. dim. - cm	30 x 60	30 x 60	60 x 60	60 x 60
Work size - mm	297 x 597 x 12.5	297 x 597 x 12.5	597 x 597 x 12.5	597 x 597 x 12.5
Surface	smooth	structured	smooth	structured
Slip resistance	R9	R10	R9	R10
m ² / Pieces	5.556	5.556	2.778	2.778
Pallet / Pieces	200	200	100	100
Pallet - m ²	35.997	35.997	35.997	35.997
Pallet - kg	886.400	886.400	906.000	906.000

	deep anthracite	433402DT	433406DT	433660DT	433664DT
	light-beige	433404DT	433408DT	433662DT	433666DT
	mid-grey	433403DT	433407DT	433661DT	433665DT
	basalt	433430DT	433432DT	433436DT	433438DT

**Skirting**


Nom. dim. - cm	7 x 60	7 x 60
Work size - mm	70 x 597 x 12.5	70 x 597 x 12.5
Surface	smooth	structured
m / Pieces	1.667	1.667
Bundle / Pieces	22	22
Bundle - m	13.197	13.197
Bundle - kg	22.660	22.660

deep anthracite	433802	433806
light-beige	433804	433808
mid-grey	433803	433807
basalt	433821	433823


DRYLILE®
Turning tiling upside down



EVALIA



grey



beige




anthracite



Skirting



Nom. dim. - cm	60 x 60	45 x 90	Nom. dim. - cm	7 x 60
Work size - mm	595 x 595 x 12	446 x 895 x 12	Work size - mm	70 x 595 x 10
Slip resistance	R9	R9	Slip resistance	
m ² / Pieces	2.778	2.470	m / Pieces	1.667
Pallet / Pieces	100	100	Bundle / Pieces	15
Pallet - m ²	35.997	40.486	Bundle - m	8.998
Pallet - kg	850.40	1,056.700	Bundle - kg	13.920



grey	431913DT	431916DT	grey	431920
beige	431914DT	431917DT	beige	431921
anthracite	431915DT	431918DT	anthracite	431922




DRYLILE®

Turning tiling upside down



KIANO



ivory-white



sahara beige



atlas grey



coal-black




Skirting



Nom. dim. - cm	30 x 60	60 x 60
Work size - mm	297 x 597 x 12.5	597 x 597 x 12.5
Slip resistance	R10	R10
m ² / Pieces	5.556	2.778
Pallet / Pieces	200	100
Pallet - m ²	35.997	35.997
Pallet - kg	886.400	886.400

Nom. dim. - cm	7 x 60
Work size - mm	70 x 597 x 10.5
Slip resistance	
m / Pieces	1.667
Bundle / Pieces	22
Bundle - m	13.197
Bundle - kg	22.660



ivory-white	431930DT	431934DT
sahara beige	431931DT	431935DT
atlas grey	431932DT	431936DT
coal-black	431933DT	431937DT

ivory-white	431942
sahara beige	431943
atlas grey	431944
coal-black	431945



DRYLILE®

Turning tiling upside down



LIKE



graphite



ash grey





cement








warm grey



off white



Nom. dim. - cm	30 x 60	60 x 60	120 x 120
Work size - mm	297 x 596 x 11	596 x 596 x 11	1194 x 1194 x 11
Slip resistance	R10	R10	R10
m ² / pieces	5.556	2.778	0.694
Pallet / pieces	200	100	25
Pallet - m ²	35.997	35.997	36.023
Pallet - kg	780.032	797.280	810.425

	graphite	430645DT	430650DT	430660DT
	ash grey	430646DT	430651DT	430661DT
	cement	430647DT	430652DT	430662DT
	warm grey	430648DT	430653DT	430663DT
	off white	430649DT	430654DT	430664DT



Skirting



Nom. dim. - cm	7 x 60
Work size - mm	70 x 596 x 9
m / pieces	1.667
Bundle / pieces	22
Bundle - m	13.197
Bundle - kg	17.908

graphite	430677
ash grey	430678
cement	430679
warm grey	430680
off white	430681

DRYLILE®

Turning tiling upside down



MANDALAY



smoky-brown



white-grey



light-brown



black-brown



Nom. dim. - cm	30 x 60
Work size - mm	297 x 597 x 12.5
Slip resistance	R10
m ² / Pieces	5.556
Pallet / Pieces	200
Pallet - m ²	35.997
Pallet - kg	886.400

Skirting



Nom. dim. - cm	7 x 60
Work size - mm	70 x 597 x 10.5
Slip resistance	
m / Pieces	1.667
Bundle / Pieces	15
Bundle - m	8.998
Bundle - kg	14.250



smoky-brown **434480DT**

smoky-brown **434508**



white-grey **434478DT**

white-grey **434506**



light-brown **434479DT**

light-brown **434507**



black-brown **434481DT**

black-brown **434509**



R10



protected



GROSS **DRYLILE**®

Turning tiling upside down

NOVA



cream-beige



mid-brown




mid-grey



basalt



anthracite



anthracite-multicolored



Nom. dim. - cm	30 x 60	60 x 60	60 x 120
Work size - mm	297 x 597 x 12.5	597 x 597 x 12.5	597 x 1197 x 12.5
Slip resistance	R10	R10	R10
m ² / Pieces	5.556	2.778	1.388
Pallet / Pieces	200	100	50
Pallet - m ²	35.997	35.997	36.023
Pallet - kg	886.400	906.000	907.950

	cream-beige	431829HDT	431840HDT	431846HDT
	mid-brown	431830HDT	431841HDT	431847HDT
	mid-grey	431831HDT	431842HDT	431848HDT
	basalt	431832HDT	431843HDT	431849HDT
	anthracite	431833HDT	431844HDT	431850HDT
	anthracite-multicolored	431834HDT	431845HDT	431851HDT

**Skirting**

Nom. dim. - cm	7 x 60
Work size - mm	70 x 597 x 10.5
m / Pieces	1.667
Bundle / Pieces	15
Bundle - m	8.998
Bundle - kg	14.250

cream-beige	431864H
mid-brown	431865H
mid-grey	431866H
basalt	431867H
anthracite	431868H
anthracite-multicolored	431869H

DRYLIFE®

Turning tiling upside down



QUARZIT



basalt-grey



quartz-grey



sand-beige



sepia-brown



white-grey



Skirting



Nom. dim. - cm	30 x 60	60 x 60
Work size - mm	297 x 597 x 10	597 x 597 x 10
Slip resistance	R10	R10
m ² / Pieces	5.556	2.778
Pallet / Pieces	200	100
Pallet - m ²	35.997	35.997
Pallet - kg	677.200	698.400

Nom. dim. - cm	6 x 60
Work size - mm	60 x 597 x 8
Slip resistance	
m ² / Pieces	1.667
Pallet / Pieces	34
Pallet - m ²	20.396
Pallet - kg	22.440



basalt-grey	8450-B200HKDT	8450-B600HKDT
quartz-grey	8451-B200HKDT	8451-B600HKDT
sand-beige	8452-B200HKDT	8452-B600HKDT
sepia-brown	8453-B200HKDT	8453-B600HKDT
white-grey	8454-B200HKDT	8454-B600HKDT

basalt-grey	8450-B611HK
quartz-grey	8451-B611HK
sand-beige	8452-B611HK
sepia-brown	8453-B611HK
white-grey	8454-B611HK



DRYLILE®

Turning tiling upside down



REMIX



brown



anthracite



grey



beige



Skirting



Nom. dim. - cm	22,5 x 90	45 x 90
Work size - mm	222 x 897 x 12.5	447 x 897 x 12.5
Slip resistance	R10	R10
m ² / Pieces	4.938	2.470
Pallet / Pieces	200	80
Pallet - m ²	40.502	32.389
Pallet - kg	990.800	792.560

Nom. dim. - cm	7 x 90
Work size - mm	70 x 897 x 10.5
Slip resistance	
m / Pieces	1.111
Bundle / Pieces	8
Bundle - m	7.200
Bundle - kg	12.320

	brown	434586DT	434582DT	brown	434602
	anthracite	434583DT	434579DT	anthracite	434599
	grey	434584DT	434580DT	grey	434600
	beige	434585DT	434581DT	beige	434601



DRYLILE®

Turning tiling upside down



SOUL




brown



anthracite



basalt



cement-grey



Skirting



Nom. dim. - cm	30 x 60	60 x 60
Work size - mm	297 x 597 x 12.5	597 x 597 x 12.5
Slip resistance	R9	R9
m ² / Pieces	5.556	2.778
Pallet / Pieces	200	100
Pallet - m ²	35.997	35.997
Pallet - kg	886.400	906.000

Nom. dim. - cm	7 x 60
Work size - mm	70 x 597 x 10.5
Slip resistance	
m / Pieces	1.667
Bundle / Pieces	22
Bundle - m	13.197
Bundle - kg	20.900



brown	434854DT	434858DT
anthracite	434855DT	434859DT
basalt	434856DT	434860DT
cement-grey	434857DT	434861DT

brown	434866
anthracite	434867
basalt	434868
cement-grey	434869



DRYLILE®

Turning tiling upside down



STORIES




ivory



concrete



sepia



anthracite

**Skirting**

Nom. dim. - cm	30 x 60	60 x 60	Nom. dim. - cm	7 x 60
Work size - mm	297 x 597 x 12.5	597 x 597 x 12.5	Work size - mm	70 x 597 x 10.5
Slip resistance	R10	R10	Slip resistance	
m ² / Pieces	5.556	2.778	m / Pieces	1.667
Pallet / Pieces	200	100	Bundle / Pieces	15
Pallet - m ²	35.997	35.997	Bundle - m	8.998
Pallet - kg	886.400	906.000	Bundle - kg	14.250

	ivory	432315HDT	432319HDT	ivory	432327H
	concrete	432316HDT	432320HDT	concrete	432328H
	sepia	432317HDT	432321HDT	sepia	432329H
	anthracite	432318HDT	432322HDT	anthracite	432330H



R10



DRYLIFE®

Turning tiling upside down



TIMELESS



sand



pebble-grey



black



Nom. dim. - cm	30 x 60	60 x 60	60 x 120
Work size - mm	297 x 597 x 12.5	597 x 597 x 12.5	297 x 1197 x 12.5
Slip resistance	R10	R10	R10
m ² / Pieces	5.556	2.778	1.388
Pallet / Pieces	200	100	50
Pallet - m ²	35.997	35.997	36.023
Pallet - kg	886.400	906.000	907.950



sand	432086HDT	432089HDT	432092HDT
pebble-grey	432087HDT	432090HDT	432093HDT
black	432088HDT	432091HDT	432094HDT



Skirting



Nom. dim. - cm	7 x 60
Work size - mm	70 x 597 x 10.5
m / Pieces	1.667
Bundle / Pieces	15
Bundle - m	8.998
Bundle - kg	14.250

sand	432095H
pebble-grey	432096H
black	432097H

DRYLILE®

Turning tiling upside down



UNIQUE




anthracite



basalt



light-grey



beige



mud-brown



brown



Skirting



Nom. dim. - cm	30 x 60	60 x 60
Work size - mm	297 x 597 x 12.5	597 x 597 x 12.5
Slip resistance	R10	R10
m ² / Pieces	5.556	2.778
Pallet / Pieces	200	100
Pallet - m ²	35.997	35.997
Pallet - kg	886.400	890.400

Nom. dim. - cm	7 x 60
Work size - mm	70 x 597 x 10.5
Slip resistance	
m / Pieces	1.667
Bundle / Pieces	15
Bundle - m	8.998
Bundle - kg	19.250

	anthracite	433671DT	433701DT	anthracite	433685
	basalt	433672DT	433702DT	basalt	433686
	light-grey	433673DT	433703DT	light-grey	433687
	beige	433674DT	433704DT	beige	433688
	mud-brown	433675DT	433705DT	mud-brown	433689
	brown	433677DT	433707DT	brown	433691





VALLEY



slate




pebble-grey



earth-brown



sand-beige



Nom. dim. - cm	30 x 60	60 x 60	60 x 120	75 x 75
Work size - mm	297 x 596 x 12	596 x 596 x 12	596 x 1195 x 12,5	748 x 748 x 12
Slip resistance	R10	R10	R10	R10
m ² / Pieces	5.556	2.778	1.388	1.778
Pallet / Pieces	200	100	50	60
Pallet - m ²	35.997	35.997	36.023	33.746
Pallet - kg	870.400	870.400	885.400	815.220

	slate	052016DT	052020DT	052024DT	052028DT
	pebble-grey	052017DT	052021DT	052025DT	052029DT
	earth-brown	052018DT	052022DT	052026DT	052030DT
	sand-beige	052019DT	052023DT	052027DT	052031DT

**Skirting**

Nom. dim. - cm	7 x 60	7 x 75
Work size - mm	70 x 596 x 10	70 x 748 x 10
m / Pieces	1.667	1.333
Bundle / Pieces	22	6
Bundle - m	13.197	4.501
Bundle - kg	20.460	7.200

slate	052072	052081
pebble-grey	052073	052082
earth-brown	052074	052083
sand-beige	052075	052084



DRYLILE®

Wir stellen die Fliesenverlegung auf den Kopf

WALDEN



sunny white



relax beige



classic oak



brown cherry



smokey brown



Skirting



Nom. dim. - cm	20 x 120
Work size - mm	197 x 1195 x 11
Slip resistance	R10
m ² / pieces	4.166
Pallet / pieces	150
Pallet - m ²	35.997
Pallet - kg	756.600

Nom. dim. - cm	6 x 60
Work size - mm	60 x 596 x 9
Slip resistance	
m / pieces	1.667
Bundle / pieces	27
Bundle - m	16.196
Bundle - kg	20.034



sunny white	430685DT
relax beige	430686DT
classic oak	430687DT
brown cherry	430688DT
smokey brown	430689DT

sunny white	430690
relax beige	430691
classic oak	430692
brown cherry	430693
smokey brown	430694



R10






protected

JOINT COLORS

System tile; cement-based joint sealer in accordance with DIN EN 13888:2009; with less water absorption and high abrasion resistance; application exclusively in indoor areas; not approved for wet areas.

System joint

	Bundle - kg	5 kg bucket	25 kg packs
	grey	F-10805-70	F-10825-70
	anthracite	F-10806-70	F-10826-70
	beige	F-10807-70	F-10827-70



grey



anthracite



beige

Packing unit

5 kg per bucket as standard for each color;
25 kg per sack also available on request or for
larger quantity requirements.

Consumption

Format	Consumption
30 x 60 x 1.0/1.05 cm	approx. 280 g/qm
60 x 60 x 1.0/1.05 cm	approx. 190 g/qm
60 x 120 x 1.0/1.05 cm	approx. 140 g/qm

Other consumption values for other formats, especially
for extra-thick tiles, available on request. Open sacks
must be used up in full; no subsequent processing.



Technical Data Sheet:





Showroom Müllejans, Nideggen, Germany

DryTile Ceramics GmbH
Im Petersborn 2, D-56244 Ötzingen

www.drytile-ceramics.de

DryTile North America
400 E Pine St 210, Seattle, WA 98122
E-Mail: info@drytilenorthamerica.com

www.drytile-ceramics.de/en

www.assenmacher.net

04/2022

EVERGREEN BY DEBRA, LLC

- Ceramic & Glass Tile • Art Images in Hard Surfaces
- 100% Permeable Pavers • Planters



**Woman Owned Small Business
Certified DBE**

47-388 Kamehameha Hwy
Kaneohe, HI 96744-4736 USA
Ph 808-239-6599 Fax 808-239-8556

EvergreenbyDebra.com



The publisher does not accept any liability for printing errors. Color deviations from original products may arise for technical printing reasons.

A member company

**DEUTSCHE
STEINZEUG**

In cooperation with

KNEIDINGER
MARMOR GRANIT FLIESEN
HAUZENBERG