

# EVERGREEN BY DEBRA, LLC

- Ceramic & Glass Tile • Art Images in Hard Surfaces
- 100% Permeable Pavers • Planters



**Woman Owned Small Business  
Certified DBE**

47-388 Kamehameha Hwy  
Kaneohe, HI 96744-4736 USA  
Ph 808-239-6599 Fax 808-239-8556

[EvergreenbyDebra.com](http://EvergreenbyDebra.com)

# Glass Tiles

The perfect  
blend of glass  
and color.

—  
Product Catalogue



**TREND®**

*Born with style*

# EVERGREEN BY DEBRA, LLC

- *Ceramic & Glass Tile* • *Art Images in Hard Surfaces*
- *100% Permeable Pavers* • *Planters*



**Woman Owned Small Business  
Certified DBE**

47-388 Kamehameha Hwy  
Kaneohe, HI 96744-4736 USA  
Ph 808-239-6599 Fax 808-239-8556

[EvergreenbyDebra.com](http://EvergreenbyDebra.com)

A journey into the glorious world of glass mosaic.

Beautiful  
mosaics,  
Exquisitely  
designed.



Immense® Symmetry  
Countertop: etherium™ 607 Polar Ice  
Architect: Studio Asla, Carla Baratelli



## TREND: Respecting a tradition of innovation

With extensive experience in manufacturing, renovation, and design industries, in 2000 Dr. **Pino Bisazza** and **Andrea Di Giuseppe** founded the TREND Group. The company is a leading global producer of full body glass, gold mosaic and engineered agglomerate surfaces.

The company's beginnings rested on an eco-friendly business approach, coupled with a daring industrial philosophy: to expand the tradition of glass mosaic production to new heights by blending Italian artistic heritage with advanced, modern technology.




Wall: Custom design with Karma  
Floor: etherium™ Portland Silver | Countertop: etherium™ 1653 Ice Gold  
TREND Group USA Headquarters, Miami, FL, USA  
Architect: Studio Asia, Carla Baratelli | Photo: Enrico Jose Todini

TREND Group Italy Headquarters, Vicenza, Italy



Crafted by Nature,  
Designed with Style.

---



Green is  
much more  
than a color.

---

Because green is much more than a color. Long before it became fashionable, TREND Group declared a commitment to implementing real-world processes that **protect and preserve the planet's resources.**

TREND Group's products are manufactured using **up to 78% of post-consumer recycled glass** and **60% less raw material.**

Combining technological advances with environmental awareness, TREND introduces collections created from post-consumer recycled glass. **Colors inspired by nature,** expressions of contemporary style, examples of using our resources more efficiently.

---

# Nature becomes color. Design becomes style.

---

## Transforming design dreams into reality

The durability and versatility of mosaic makes it ideal for interior and exterior design, as well as for decorating both private and public spaces. From home decoration to hotel common areas and spas, from swimming pools to building facades, from standard-pattern wallpapers to fully-customised logos and designs: glass mosaic offers endless possibilities of application. Thanks to the expertise and creative intuition of the artistic division, TREND is able to give shape even to the most extravagant of dreams.

## Eco-philosophy

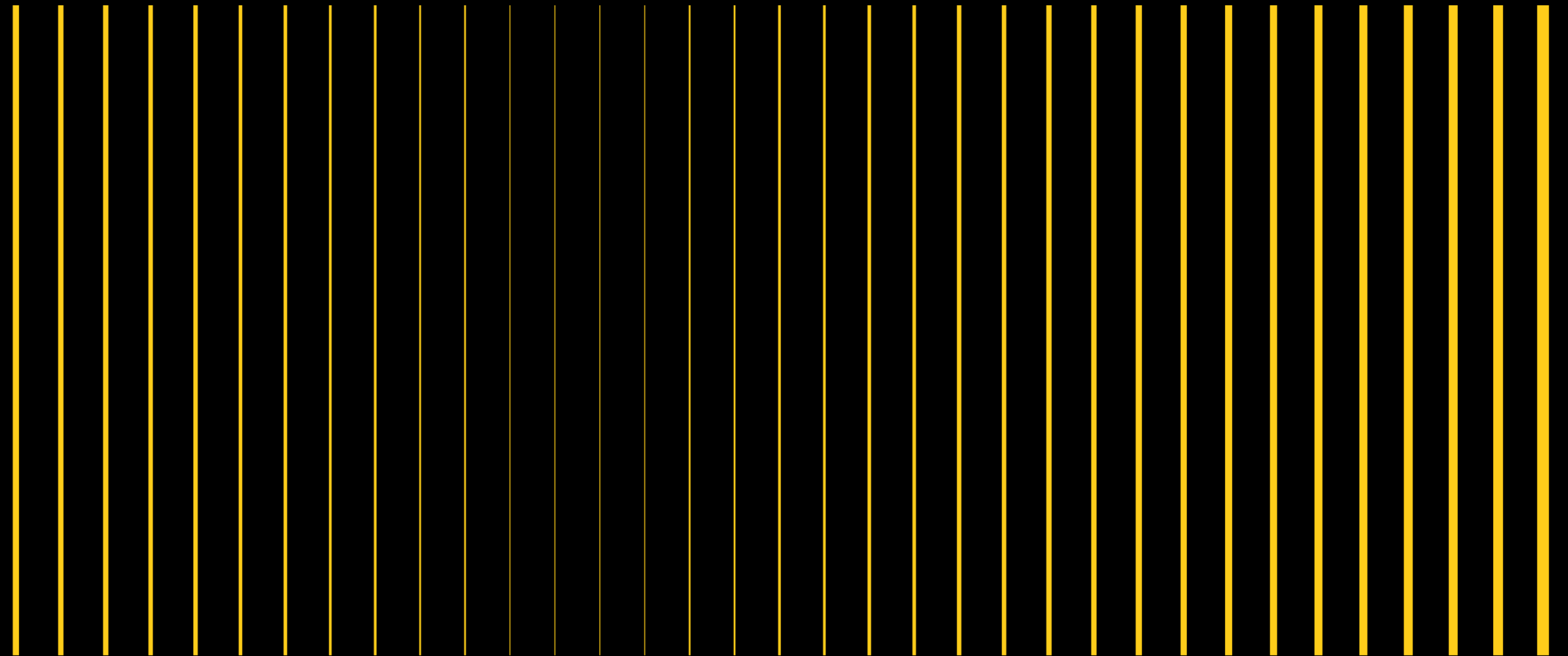

Nature is the number one supplier of TREND's materials which are then turned into mosaics, agglomerates and Venetian smalti. Nature is the inspiration for TREND's decorations, collection concepts, and project designs. In turn, TREND gives back to Nature by using sustainable practices such as using recycled materials and reducing water consumption.

Colors inspired by nature, expressions of contemporary style, examples of using our resources more efficiently.



78%  
post-consumer  
recycled glass

# Glass Tiles





---

# INDEX



## KARMA

KARMA  
KARMA MIRAGE



## LIBERTY

AMBER  
BLACK  
BLUE  
BRONZITE  
BUXY  
DIAMOND  
GREEN  
GREY  
ONYX  
OPAL  
PEARL  
RED  
TOPAZ  
WHITE




## METROPOLIS

AMBER  
BRONZITE  
BUXY  
HONEY  
DIAMOND  
NOIR  
ONYX  
OPAL  
PEARL



## SUBWAY

953  
955  
962  
965  
HONEY  
NOIR  
OPAL  
PEARL




## SUPREME



## IMMENSE

FOLIAGE  
EFFECT  
PARALLELS  
SYMMETRY





# KARMA

---

Based on the principle of cause and effect, Karma uses proportions, color and textures to create the perfect mood for design dreams to come true.

# KARMA



## PRODUCT DESCRIPTION

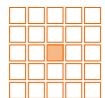
Full body mosaic tiles colored in mass, created by processing a glass plate which is then cut to size by artisans who apply a silver metallic finish to provide distinctive, radiant reflections.

## MATERIAL & TEXTURE

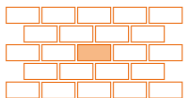
Material: Hand-cut Glass, Natural color shaded  
 Texture: Metallic, Corrugated, Blended  
 Thickness: 4 mm | 5/32"  
 Joint: 1 mm | 2/48"  
 Weight: ~ 10 kg/m<sup>2</sup> · 1.6 lb/SQF

Data are indicative only as it is a hand-cut product.


2 x 2 cm  
3/4" x 3/4"




2 x 4 cm | 3/4" x 1 1/2"  
Staggered joint




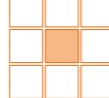
4 x 8 cm | 1 1/2" x 3"  
Aligned joint



2 x 4 cm | 3/4" x 1 1/2"  
Aligned joint



4 x 4 cm  
1 1/2" x 1 1/2"



Karma 901 (2 x 2 cm | 3/4" x 3/4")  
 Treatment-Room Shower | Caudalie Paris Spa



Karma 970, Karma Mirage (2 x 2 cm | 3/4" x 3/4")  
Le campus de la Timone | Medical University | Marseille, France  
Architect: Corinne Vezzoni | ©Photo: Lisa Ricciotti



Custom Karma mixes (2 x 2 cm | 3/4" x 3/4")  
 Floor: 990 (95%), 953 SM (5%) | Wall: 990 (5%), 953 SM / 95%  
 L'A Showroom | Seoul, South Korea  
 Architect: Gruppo G14, Milan, Italy | Photo: Chung Kim

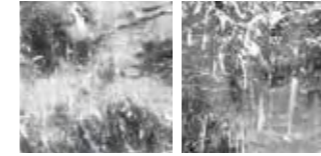
## MIRAGE SMOOTH




961 MIRAGE SMOOTH



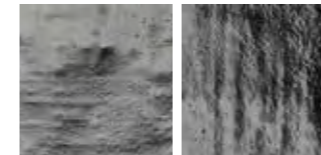
953 MIRAGE SMOOTH




962 MIRAGE SMOOTH



955 MIRAGE SMOOTH



965 MIRAGE SMOOTH



950 MIRAGE SMOOTH

### PRODUCT DESCRIPTION

Full body mosaic tiles colored in mass, created by processing a glass plate which is then cut to size by artisans who apply a silver metallic finish to provide distinctive, radiant reflections.

### MATERIAL & TEXTURE


Material: Hand-cut Glass  
 Texture: Metallic, Smooth, Mirrored, Blended  
 Thickness: 4 mm | 5/32"  
 Joint: 1 mm | 2/48"  
 Weight: ~ 10 kg/m<sup>2</sup> · 1.6 lb/SQF

Data are indicative only as it is a hand-cut product.

## MIRAGE CORRUGATED



010



009

### PRODUCT DESCRIPTION

Full body mosaic tiles colored in mass, created by processing a glass plate which is then cut to size by artisans who apply a silver metallic finish to provide distinctive, radiant reflections.

### MATERIAL & TEXTURE

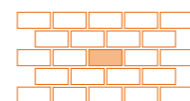
Material: Hand-cut Glass  
 Texture: Metallic, Corrugated, Mirrored  
 Thickness: 4 mm | 5/32"  
 Joint: 1 mm | 2/48"  
 Weight: ~ 10 kg/m<sup>2</sup> · 1.6 lb/SQF

Data are indicative only as it is a hand-cut product.

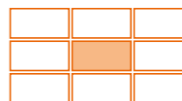
2 x 2 cm  
3/4" x 3/4"



2 x 4 cm | 3/4" x 1 1/2"  
Staggered joint



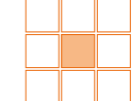
4 x 8 cm | 1 1/2" x 3"  
Aligned joint



2 x 4 cm | 3/4" x 1 1/2"  
Aligned joint



4 x 4 cm  
1 1/2" x 1 1/2"



Wall decoration: Karma 950 MS (2 x 2 cm | 3/4" x 3/4"):  
Ascend Prima Steak & Sushi | Bellevue, WA, USA



---

A world of colorful reflections  
and shimmering textures.



CAD custom design with Karma (2 x 2 cm | 3/4" x 3/4"):  
Hotel Les Fleurs | Sofia, Bulgaria  
Architect: Studio Lucchese Design | Photo: Dal Bosco



Proportions  
Colors  
Textures





# LIBERTY

---

Liberty, a Karma collection, is superb as an indoor and outdoor wall covering. As an artisan product, it has a slight lack of symmetry, lending itself to unique projects.

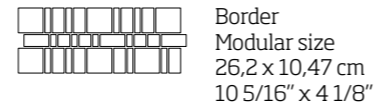
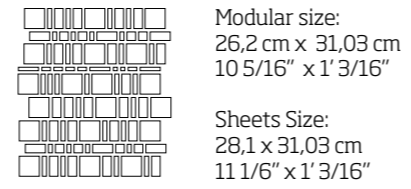


Liberty Diamond  
Custom mix 280, 026, 027 (2 x 2 cm | 3/4" x 3/4"):  
Intercontinental Hotel | Davos, Switzerland  
Oikios Studio | Photo: Wilson Ortiz

# LIBERTY DIAMOND



## SIZE & DIMENSIONS



## PRODUCT DESCRIPTION

This collection utilizes a transparent material, hand-cut to create a luminous surface. Its design alternates smooth and corrugated tiles to form chrome and iridescent textures.

## MATERIAL & TEXTURE

Material: Hand-cut Glass  
Texture: Smooth and Corrugated  
Metallic & Mirrored  
Thickness: 4 mm | 5/32"  
Joint: 1 mm | 2/48"  
Weight: ~ 10 kg/m<sup>2</sup> · 2 lb/SQF

Suggested grout: + SILVER

Data are indicative only as it is a hand-cut product.



Liberty Diamond  
Intercontinental Hotel | Davos, Switzerland  
Oikios Studio | Photo: Wilson Ortiz

Liberty Diamond  
Photo: Urnato

---

A magnetic and luxurious design  
that adds character to any space.




Liberty Diamond  
The EmQuartier | Bangkok, Thailand  
Project: Bel Vedere

Liberty Diamond  
Private House | London, UK  
Project: TREND Transformations




Liberty Diamond  
Private House | Stuttgart, Germany  
Architect: Alexander Brenner | Photo: Zoëy Braun

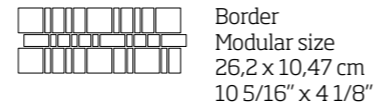
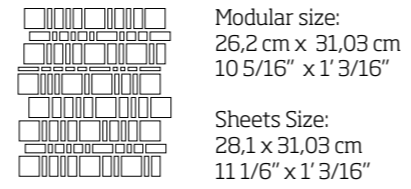
# LIBERTY ONYX



Liberty Onyx  
Private residence | Kent, Tunbridge Wells, UK



## SIZE & DIMENSIONS



## PRODUCT DESCRIPTION

This collection utilizes a transparent material, hand-cut to create a luminous surface. Its design alternates smooth and corrugated tiles to form chrome and iridescent textures.


## MATERIAL & TEXTURE

Material: Hand-cut Glass  
Texture: Smooth and Corrugated  
Metallic & Mirrored  
Thickness: 4 mm | 5/32"  
Joint: 1 mm | 2/48"  
Weight: ~ 10 kg/m<sup>2</sup> · 2 lb/SQF

Suggested grout: + SILVER

Data are indicative only as it is a hand-cut product.





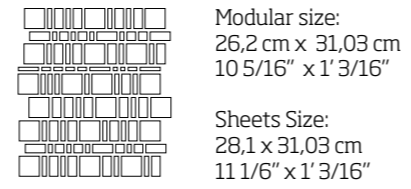
# LIBERTY GREY



Liberty Grey | Vitreo 160 (2 x 2 cm | 3/4" x 3/4")  
Private home | South Beach, FL, USA  
Photo: Dal Bosco

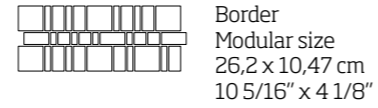


## SIZE & DIMENSIONS



Modular size:  
26,2 cm x 31,03 cm  
10 5/16" x 1' 3/16"

Sheet Size:  
28,1 x 31,03 cm  
11 1/6" x 1' 3/16"



Border  
Modular size  
26,2 x 10,47 cm  
10 5/16" x 4 1/8"

## PRODUCT DESCRIPTION

This collection utilizes a transparent material, hand-cut to create a luminous surface. Its design alternates smooth and corrugated tiles to form chrome and iridescent textures.

## MATERIAL & TEXTURE

Material: Hand-cut Glass  
Texture: Smooth and Corrugated  
Metallic & Mirrored  
Thickness: 4 mm | 5/32"  
Joint: 1 mm | 2/48"  
Weight: ~ 10 kg/m<sup>2</sup> · 2 lb/SQF


Suggested grout: + CRYSTAL

Data are indicative only as it is a hand-cut product.



Liberty Grey | Vitreo 160 (2 x 2 cm | 3/4" x 3/4")  
Private home | South Beach, FL, USA  
Photo: Dal Bosco





---

Pearl, a classic and timeless beauty.




Liberty Pearl  
Hotel Campo Marzio | Vicenza, Italy

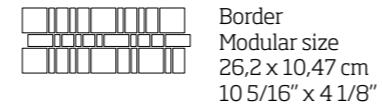
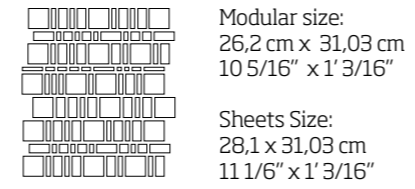
# LIBERTY PEARL



Liberty Pearl  
Private home | Vicenza, Italy



## SIZE & DIMENSIONS



## PRODUCT DESCRIPTION

This collection utilizes a transparent material, hand-cut to create a luminous surface. Its design alternates smooth and corrugated tiles to form chrome and iridescent textures.

## MATERIAL & TEXTURE


Material: Hand-cut Glass  
Texture: Smooth and Corrugated  
Metallic & Mirrored  
Thickness: 4 mm | 5/32\"/>

Suggested grout: + CRYSTAL

Data are indicative only as it is a hand-cut product.



Liberty Pearl  
Photo: Urnato



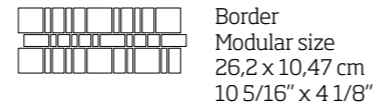
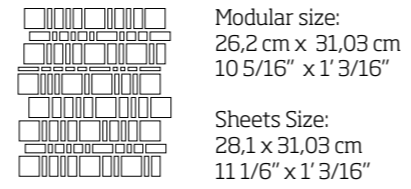
# LIBERTY OPAL



Liberty Opal  
Manzo's Suites, Zaandam, Netherlands



## SIZE & DIMENSIONS



## PRODUCT DESCRIPTION

This collection utilizes a transparent material, hand-cut to create a luminous surface. Its design alternates smooth and corrugated tiles to form chrome and iridescent textures.

## MATERIAL & TEXTURE


Material: Hand-cut Glass  
Texture: Smooth and Corrugated  
Metallic & Mirrored  
Thickness: 4 mm | 5/32"  
Joint: 1 mm | 2/48"  
Weight: ~ 10 kg/m<sup>2</sup> · 2 lb/SQF

Suggested grout: + CRYSTAL

Data are indicative only as it is a hand-cut product.



Liberty Opal  
Residential powder room | Sunny Isle, FL, USA  
Simple Step, Miami



Liberty Opal  
Manzo's Suites, Zaandam, Netherlands

---

A collection that depicts a variety of luscious colors and tones.




Liberty Diamond  
Photo: Urnato

# LIBERTY TOPAZ



Liberty Topaz  
Intercontinental Hotel | Davos, Switzerland  
Oikios Studio | Photo: Wilson Ortiz



## SIZE & DIMENSIONS

	Modular size: 26,2 cm x 31,03 cm 10 5/16" x 1' 3/16"
	Sheet Size: 28,1 x 31,03 cm 11 1/6" x 1' 3/16"
	Border Modular size 26,2 x 10,47 cm 10 5/16" x 4 1/8"

## PRODUCT DESCRIPTION

This collection utilizes a transparent material, hand-cut to create a luminous surface. Its design alternates smooth and corrugated tiles to form chrome and iridescent textures.

## MATERIAL & TEXTURE

Material: Hand-cut Glass  
Texture: Smooth and Corrugated  
Metallic & Mirrored  
Thickness: 4 mm | 5/32"  
Joint: 1 mm | 2/48"  
Weight: ~ 10 kg/m<sup>2</sup> · 2 lb/SQF

Suggested grout: + BIANCO ASSOLUTO

Data are indicative only as it is a hand-cut product.




Liberty Topaz  
Intercontinental Hotel | Davos, Switzerland  
Oikios Studio | Photo: Wilson Ortiz



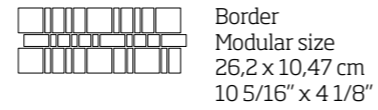
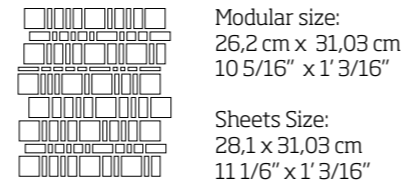
Liberty Diamond  
Hotel De Paris | Saint Tropez, Paris  
Photo: Thomas Duva



# LIBERTY BRONZITE



## SIZE & DIMENSIONS



## PRODUCT DESCRIPTION

This collection utilizes a transparent material, hand-cut to create a luminous surface. Its design alternates smooth and corrugated tiles to form chrome and iridescent textures.


## MATERIAL & TEXTURE

Material: Hand-cut Glass  
Texture: Smooth and Corrugated  
Metallic & Mirrored  
Thickness: 4 mm | 5/32"  
Joint: 1 mm | 2/48"  
Weight: ~ 10 kg/m<sup>2</sup> · 2 lb/SQF


Suggested grout: + BIANCO ASSOLUTO

Data are indicative only as it is a hand-cut product.







Liberty Bronzite  
Photo: Urnato



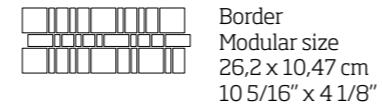
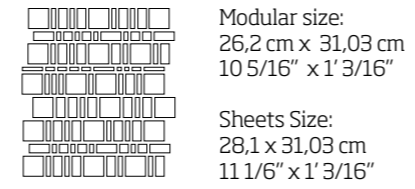
# LIBERTY AMBER



Liberty Amber  
The Turkish Bath, Sturebadet | Stockholm, Sweden  
Architect: Whyte Lilja | Photo: Erik Lefvander



## SIZE & DIMENSIONS



## PRODUCT DESCRIPTION

This collection utilizes a transparent material, hand-cut to create a luminous surface. Its design alternates smooth and corrugated tiles to form chrome and iridescent textures.

## MATERIAL & TEXTURE


Material: Hand-cut Glass  
Texture: Smooth and Corrugated  
Metallic & Mirrored  
Thickness: 4 mm | 5/32\"/>

Suggested grout: + BIANCO ASSOLUTO

Data are indicative only as it is a hand-cut product.



Liberty Amber  
The Turkish Bath, Sturebadet | Stockholm, Sweden  
Architect: Whyte Lilja | Photo: Erik Lefvander

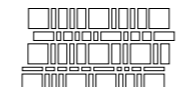


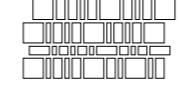
Ideal for indoor and outdoor environments.

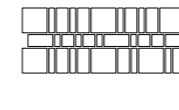
# LIBERTY BLACK



## SIZE & DIMENSIONS

 Modular size:  
26,2 cm x 31,03 cm  
10 5/16" x 1' 3/16"

 Sheets Size:  
28,1 x 31,03 cm  
11 1/6" x 1' 3/16"

 Border  
Modular size  
26,2 x 10,47 cm  
10 5/16" x 4 1/8"

## PRODUCT DESCRIPTION

This collection utilizes a transparent material, hand-cut to create a luminous surface. Its design alternates smooth and corrugated tiles to form chrome and iridescent textures.


## MATERIAL & TEXTURE

Material: Hand-cut Glass  
Texture: Smooth and Corrugated  
Metallic & Mirrored  
Thickness: 4 mm | 5/32"  
Joint: 1 mm | 2/48"  
Weight: ~ 10 kg/m<sup>2</sup> · 2 lb/SQF

Suggested grout: + SILVER

Data are indicative only as it is a hand-cut product.

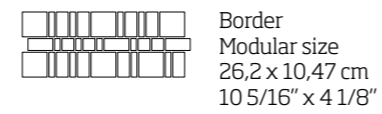
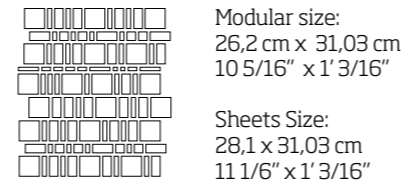




# LIBERTY WHITE



## SIZE & DIMENSIONS



Modular size:  
26,2 cm x 31,03 cm  
10 5/16" x 1' 3/16"

Sheet Size:  
28,1 x 31,03 cm  
11 1/6" x 1' 3/16"

Border  
Modular size  
26,2 x 10,47 cm  
10 5/16" x 4 1/8"

## PRODUCT DESCRIPTION


This collection utilizes a transparent material, hand-cut to create a luminous surface. Its design alternates smooth and corrugated tiles to form chrome and iridescent textures.

## MATERIAL & TEXTURE

Material: Hand-cut Glass  
Texture: Smooth and Corrugated  
Metallic & Mirrored  
Thickness: 4 mm | 5/32"  
Joint: 1 mm | 2/48"  
Weight: ~ 10 kg/m<sup>2</sup> · 2 lb/SQF

Suggested grout: + BIANCO ASSOLUTO

Data are indicative only as it is a hand-cut product.




Liberty White  
Private House | Miami Beach, FL, USA  
Photo: Dal Bosco




Liberty White  
Private House | Miami Beach, FL, USA  
Photo: Dal Bosco


# LIBERTY GREEN

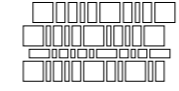


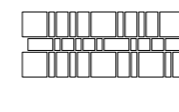
Liberty Green & White  
TREND show | Bologna, Italy  
Photo: Dal Bosco



## SIZE & DIMENSIONS

 Modular size:  
26,2 cm x 31,03 cm  
10 5/16" x 1' 3/16"

 Sheets Size:  
28,1 x 31,03 cm  
11 1/6" x 1' 3/16"

 Border  
Modular size  
26,2 x 10,47 cm  
10 5/16" x 4 1/8"

## PRODUCT DESCRIPTION


This collection utilizes a transparent material, hand-cut to create a luminous surface. Its design alternates smooth and corrugated tiles to form chrome and iridescent textures.

## MATERIAL & TEXTURE

Material: Hand-cut Glass  
Texture: Smooth and Corrugated  
Metallic & Mirrored  
Thickness: 4 mm | 5/32"  
Joint: 1 mm | 2/48"  
Weight: ~ 10 kg/m<sup>2</sup> · 2 lb/SQF

Suggested grout: + BIANCO ASSOLUTO

Data are indicative only as it is a hand-cut product.




Liberty Green & White  
CERSAIE '08 | Bologna, Italy  
Studio AAAHHHAAA | Photo: Dal Bosco





---

The intense and infinite shades of green.

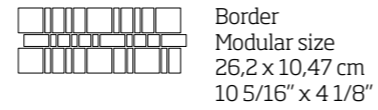
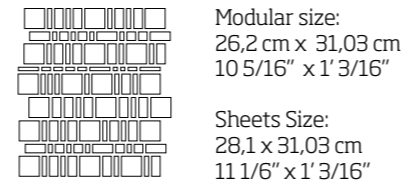


Liberty Green  
Neptune throne room by Doug and Gene Meyer  
Casadecor '07 | Miami, Florida, USA | Photo: Dal Bosco

# LIBERTY BLUE



## SIZE & DIMENSIONS



## PRODUCT DESCRIPTION


This collection utilizes a transparent material, hand-cut to create a luminous surface. Its design alternates smooth and corrugated tiles to form chrome and iridescent textures.

## MATERIAL & TEXTURE

Material: Hand-cut Glass  
Texture: Smooth and Corrugated  
Metallic & Mirrored  
Thickness: 4 mm | 5/32"  
Joint: 1 mm | 2/48"  
Weight: ~ 10 kg/m<sup>2</sup> · 2 lb/SQF

Suggested grout: + BIANCO ASSOLUTO


Data are indicative only as it is a hand-cut product.



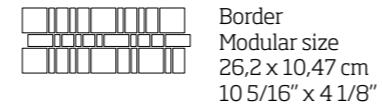
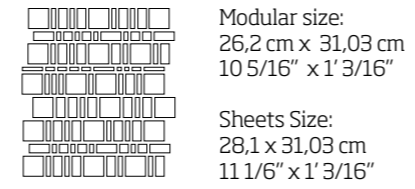
# LIBERTY RED



Liberty Red  
Private House | Miami Beach, FL, USA



## SIZE & DIMENSIONS



## PRODUCT DESCRIPTION


This collection utilizes a transparent material, hand-cut to create a luminous surface. Its design alternates smooth and corrugated tiles to form chrome and iridescent textures.

## MATERIAL & TEXTURE

Material: Hand-cut Glass  
Texture: Smooth and Corrugated  
Metallic & Mirrored  
Thickness: 4 mm | 5/32"  
Joint: 1 mm | 2/48"  
Weight: ~ 10 kg/m<sup>2</sup> · 2 lb/SQF

Suggested grout: + BIANCO ASSOLUTO

Data are indicative only as it is a hand-cut product.

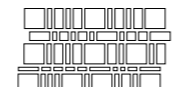



Liberty Red  
Private House | Stuttgart, Germany  
Architect: Alexander Brenner | Photo: Zooey Braun

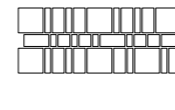
# LIBERTY BUXY



## SIZE & DIMENSIONS

 Modular size:  
26,2 cm x 31,03 cm  
10 5/16" x 1' 3/16"

 Sheets Size:  
28,1 x 31,03 cm  
11 1/6" x 1' 3/16"

 Border  
Modular size  
26,2 x 10,47 cm  
10 5/16" x 4 1/8"

## PRODUCT DESCRIPTION

This collection utilizes a transparent material, hand-cut to create a luminous surface. Its design alternates smooth and corrugated tiles to form chrome and iridescent textures.

## MATERIAL & TEXTURE

Material: Hand-cut Glass  
Texture: Smooth and Corrugated  
Metallic & Mirrored  
Thickness: 4 mm | 5/32"  
Joint: 1 mm | 2/48"  
Weight: ~ 10 kg/m<sup>2</sup> · 2 lb/SQF

Suggested grout: + BIANCO ASSOLUTO

Data are indicative only as it is a hand-cut product.





Liberty Collection  
W Dubai, The Palm Jumeirah Hotel | Dubai, UAE  
Photo: Countdown media-Fadel Itani

# LIBERTY




LIBERTY WHITE  
+ BIANCO ASSOLUTO



LIBERTY GREY  
+ CRYSTAL




LIBERTY DIAMOND  
+ SILVER



LIBERTY ONYX  
+ ARDESIA



LIBERTY BLACK  
+ ARDESIA




LIBERTY TOPAZ  
+ CRYSTAL




LIBERTY BUXY  
+ CRYSTAL



LIBERTY BRONZITE  
+ TORTORA



LIBERTY AMBER  
+ PIETRA D'ASSISI




LIBERTY RED  
+ ROSSO ORIENTE




LIBERTY PEARL  
+ CRYSTAL



LIBERTY OPAL  
+ CRYSTAL

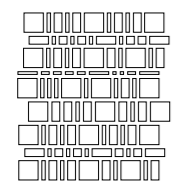


LIBERTY BLUE  
+ ZAFFIRO



LIBERTY GREEN  
+ MELA

## SIZE & DIMENSIONS



Modular size:  
26,2 cm x 31,03 cm  
10 5/16" x 1' 3/16"

Sheets Size:  
28,1 x 31,03 cm  
11 1/6" x 1' 3/16"



Border  
Modular size  
26,2 x 10,47 cm  
10 5/16" x 4 1/8"


## PRODUCT DESCRIPTION

This collection utilizes a transparent material, hand-cut to create a luminous surface. Its design alternates smooth and corrugated tiles to form chrome and iridescent textures.

## MATERIAL & TEXTURE

Material: Hand-cut Glass  
Texture: Metallic & Mirrored  
Thickness: 4 mm | 5/32"  
Joint: 2,38 mm | 3/32"  
Weight: ~ 7 kg/m<sup>2</sup> · 1.6 lb/SQF

Data are indicative only as it is a hand-cut product.





# METROPOLIS

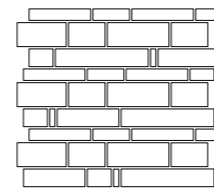
---

Metropolis, an urban interpretation of Karma glass, is superb as an indoor and outdoor wall covering. As an artisan product, it has a slight lack of symmetry with a more linear presentation, lending itself to unique projects.

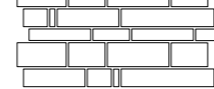
# METROPOLIS PEARL



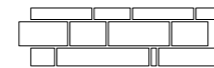
## SIZE & DIMENSIONS



Modular size:  
30,8 cm x 28,8 cm  
12 1/4" x 11 1/4"



Sheet Size:  
32,5 x 28,8 cm  
12 7/8" x 11 1/4"



Border  
Modular size  
30,8 x 9,4 cm  
12 1/4" x 3" 11/16"

## PRODUCT DESCRIPTION


This designer collection uses hand-cut "Karma" glass, assembled into a repetitive, irregular module, which is characterized by different-sized tiles of varying shades and tones.

## MATERIAL & TEXTURE

Material: Hand-cut Glass  
Texture: Metallic & Smooth  
Thickness: 4 mm | 5/32"  
Joint: 1 mm | 2/48"  
Weight: ~ 10 kg/m<sup>2</sup> · 1.6 lb/SQF

Suggested grout: + TORTORA

Data are indicative only as it is a hand-cut product.



Metropolis Pearl  
Brillante 277 (1 x 1 cm | 3/8" x 3/8")  
Vanity top: etherium™ 1610 Royal Ivory  
Private House | Miami Beach, FL, USA  
Photo: Dal Bosco



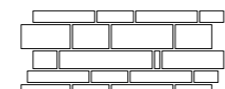

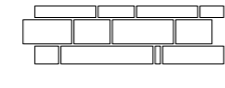


Metropolis Pearl  
Vanity top: etherium™ 1610 Royal Ivory  
Private House | Miami Beach, FL, USA  
Photo: Dal Bosco

# METROPOLIS OPAL



## SIZE & DIMENSIONS

	Modular size: 30,8 cm x 28,8 cm 12 1/4" x 11 1/4"
	Sheet Size: 32,5 x 28,8 cm 12 7/8" x 11 1/4"
	Border Modular size 30,8 x 9,4 cm 12 1/4" x 3" 11/16"

## PRODUCT DESCRIPTION

This designer collection uses hand-cut "Karma" glass, assembled into a repetitive, irregular module, which is characterized by different-sized tiles of varying shades and tones.

## MATERIAL & TEXTURE


Material: Hand-cut Glass  
Texture: Metallic & Smooth  
Thickness: 4 mm | 5/32"  
Joint: 1 mm | 2/48"  
Weight: ~ 10 kg/m<sup>2</sup> · 1.6 lb/SQF

Suggested grout: + CRYSTAL

Data are indicative only as it is a hand-cut product.



Metropolis Opal  
TREND Group USA Headquarters, Miami, FL, USA  
Architect: Studio Asia, Carla Baratelli | Photo: Enrico Jose Todini



Metropolis Opal  
Private House, Jesolo (Venice), Italy



Metropolis Pearl  
Vanity top: etherium™ 656 Black Star  
Private house | Miami Beach, FL, USA  
Photo: Dal Bosco

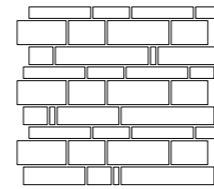
# METROPOLIS HONEY



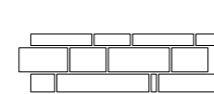
Metropolis Honey  
Counter: etherium™ 684 Terra Ombra  
Private House | USA



## SIZE & DIMENSIONS



Modular size:  
30,8 cm x 28,8 cm  
12 1/4" x 11 1/4"



Sheets Size:  
32,5 x 28,8 cm  
12 7/8" x 11 1/4"



Border  
Modular size  
30,8 x 9,4 cm  
12 1/4" x 3" 11/16"

## PRODUCT DESCRIPTION

This designer collection uses hand-cut "Karma" glass, assembled into a repetitive, irregular module, which is characterized by different-sized tiles of varying shades and tones.

## MATERIAL & TEXTURE

Material: Hand-cut Glass  
Texture: Metallic & Smooth  
Thickness: 4 mm | 5/32"  
Joint: 1 mm | 2/48"  
Weight: ~ 10 kg/m<sup>2</sup> · 1.6 lb/SQF

Suggested grout: + SABBIA


Data are indicative only as it is a hand-cut product.




Metropolis Honey  
Counter: etherium™ 684 Terra Ombra  
Private House | USA

---

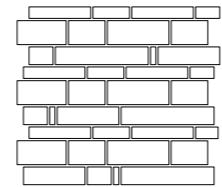
Repetitive and irregular shapes  
with a multitude of shades and tones.



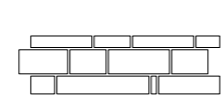
# METROPOLIS AMBER



## SIZE & DIMENSIONS



Modular size:  
30,8 cm x 28,8 cm  
12 1/4" x 11 1/4"



Sheets Size:  
32,5 x 28,8 cm  
12 7/8" x 11 1/4"



Border  
Modular size  
30,8 x 9,4 cm  
12 1/4" x 3" 11/16"

## PRODUCT DESCRIPTION


This designer collection uses hand-cut "Karma" glass, assembled into a repetitive, irregular module, which is characterized by different-sized tiles of varying shades and tones.


## MATERIAL & TEXTURE

Material: Hand-cut Glass  
Texture: Metallic & Smooth  
Thickness: 4 mm | 5/32"  
Joint: 1 mm | 2/48"  
Weight: ~ 10 kg/m<sup>2</sup> · 1.6 lb/SQF

Suggested grout: + PIETRA D'ASSISI

Data are indicative only as it is a hand-cut product.

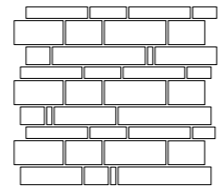




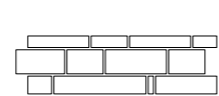
# METROPOLIS BRONZITE



## SIZE & DIMENSIONS



Modular size:  
30,8 cm x 28,8 cm  
12 1/4" x 11 1/4"



Sheets Size:  
32,5 x 28,8 cm  
12 7/8" x 11 1/4"



Border  
Modular size  
30,8 x 9,4 cm  
12 1/4" x 3" 11/16"



## PRODUCT DESCRIPTION

This designer collection uses hand-cut "Karma" glass, assembled into a repetitive, irregular module, which is characterized by different-sized tiles of varying shades and tones.

## MATERIAL & TEXTURE

Material: Hand-cut Glass  
Texture: Metallic & Smooth  
Thickness: 4 mm | 5/32"  
Joint: 1 mm | 2/48"  
Weight: ~ 10 kg/m<sup>2</sup> · 1.6 lb/SQF

Suggested grout: + TORTORA

Data are indicative only as it is a hand-cut product.



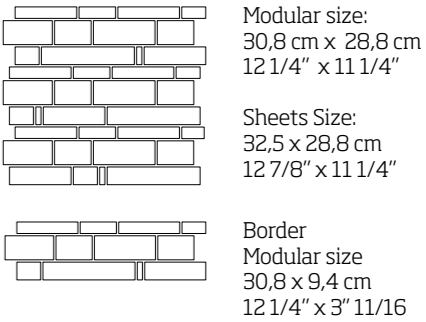




# METROPOLIS BUXY



**SIZE & DIMENSIONS**



**PRODUCT DESCRIPTION**

This designer collection uses hand-cut "Karma" glass, assembled into a repetitive, irregular module, which is characterized by different-sized tiles of varying shades and tones.

**MATERIAL & TEXTURE**

Material: Hand-cut Glass  
Texture: Metallic & Smooth  
Thickness: 4 mm | 5/32"  
Joint: 1 mm | 2/48"  
Weight: ~ 10 kg/m<sup>2</sup> · 1.6 lb/SQF

Suggested grout: + CRYSTAL


Data are indicative only as it is a hand-cut product.

---

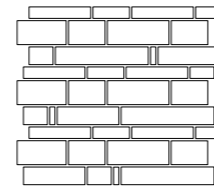
Creating a comfortable atmosphere  
with a luxurious look.



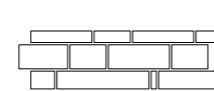
# METROPOLIS DIAMOND



## SIZE & DIMENSIONS



Modular size:  
30,8 cm x 28,8 cm  
12 1/4" x 11 1/4"



Border  
Modular size  
30,8 x 9,4 cm  
12 1/4" x 3" 11/16"

## PRODUCT DESCRIPTION

This designer collection uses hand-cut "Karma" glass, assembled into a repetitive, irregular module, which is characterized by different-sized tiles of varying shades and tones.

## MATERIAL & TEXTURE


Material: Hand-cut Glass  
Texture: Metallic & Smooth  
Thickness: 4 mm | 5/32"  
Joint: 1 mm | 2/48"  
Weight: ~ 10 kg/m<sup>2</sup> · 1.6 lb/SQF

Suggested grout: + SILVER

Data are indicative only as it is a hand-cut product.



Metropolis Diamond  
Counter top: Trascenda® Statuario  
Private Kitchen



Metropolis Diamond  
CERSAIE '12 | Bologna, Italy













Metropolis Onyx  
Isabel, Embroidery Collection (1 x 1 cm | 3/8" x 3/8")  
Private house | Miami Beach, FL, USA

## METROPOLIS ONYX



### SIZE & DIMENSIONS

	Modular size:
	30,8 cm x 28,8 cm
	12 1/4" x 11 1/4"
	Sheets Size:
	32,5 x 28,8 cm
	12 7/8" x 11 1/4"
	Border
	Modular size
	30,8 x 9,4 cm
	12 1/4" x 3" 11/16"

### PRODUCT DESCRIPTION

This designer collection uses hand-cut "Karma" glass, assembled into a repetitive, irregular module, which is characterized by different-sized tiles of varying shades and tones.

### MATERIAL & TEXTURE

Material: Hand-cut Glass  
Texture: Metallic & Smooth  
Thickness: 4 mm | 5/32"  
Joint: 1 mm | 2/48"  
Weight: ~ 10 kg/m<sup>2</sup> · 1.6 lb/SQF

Suggested grout: + ARDESIA

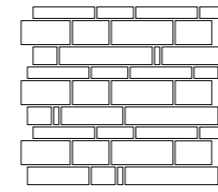
Data are indicative only as it is a hand-cut product.



# METROPOLIS NOIR



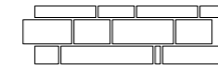
## SIZE & DIMENSIONS



Modular size:  
30,8 cm x 28,8 cm  
12 1/4" x 11 1/4"



Sheets Size:  
32,5 x 28,8 cm  
12 7/8" x 11 1/4"



Border  
Modular size  
30,8 x 9,4 cm  
12 1/4" x 3" 11/16"

## PRODUCT DESCRIPTION


This designer collection uses hand-cut "Karma" glass, assembled into a repetitive, irregular module, which is characterized by different-sized tiles of varying shades and tones.

## MATERIAL & TEXTURE

Material: Hand-cut Glass  
Texture: Metallic & Smooth  
Thickness: 4 mm | 5/32"  
Joint: 1 mm | 2/48"  
Weight: ~ 10 kg/m<sup>2</sup> · 1.6 lb/SQF

Suggested grout: + TORTORA

Data are indicative only as it is a hand-cut product.



# METROPOLIS



METROPOLIS PEARL  
+ CRYSTAL



METROPOLIS DIAMOND  
+ SILVER




METROPOLIS BUXY  
+ CRYSTAL



METROPOLIS OPAL  
+ CRYSTAL



METROPOLIS HONEY  
+ SABBIA



METROPOLIS AMBER  
+ PIETRA D'ASSISI



METROPOLIS ONYX  
+ ARDESIA

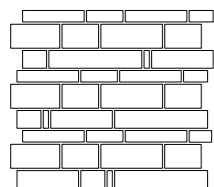


METROPOLIS BRONZITE  
+ TORTORA



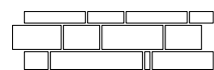
METROPOLIS NOIR  
+ ANTRACITE

## SIZE & DIMENSIONS



Modular size:  
30,8 cm x 28,8 cm  
12 1/4" x 11 1/4"

Sheets Size:  
31,59 x 28,57 cm  
12 7/16" x 11 1/4"



Border  
Modular size  
30,8 x 9,4 cm  
12 1/4" x 3" 11/16"

## PRODUCT DESCRIPTION


This designer collection uses hand-cut "Karma" glass, assembled into a repetitive, irregular module, which is characterized by different-sized tiles of varying shades and tones.

## MATERIAL & TEXTURE


Material: Hand-cut Glass  
Texture: Metallic & Smooth  
Thickness: 4 mm | 5/32"  
Joint: 1 mm | 2/48"  
Weight: ~ 10 kg/m<sup>2</sup> · 1.6 lb/SQF

Suggested grout: + CRYSTAL

Data are indicative only as it is a hand-cut product.



Metropolis Diamond  
Counter: etherium™ 422 Orange  
CERSAIE '12 | Bologna, Italy  
Photo: Dal Bosco



# SUBWAY

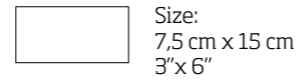
---

Subway, a classic and time-honored interpretation of Karma glass, is superb as an indoor and outdoor wall covering. As an artisan product, it has a slight lack of symmetry with a more linear presentation, lending itself to unique projects.

# SUBWAY



## SIZE & DIMENSIONS



## PRODUCT DESCRIPTION

This collection uses hand-cut "Karma" glass. Individual handcrafted glass tiles are embellished with natural shading variations.

4 different finishes available. Particular depth effects can be obtained by mixing different finishings together.

## MATERIAL & TEXTURE

Material: Hand-cut Glass  
 Texture: Smooth, Corrugated, Metallic, Mirrored  
 Thickness: 4 mm | 5/32"  
 Joint: 1 mm | 2/48"  
 Weight: ~ 10 kg/m<sup>2</sup> · 2 lb/SQF

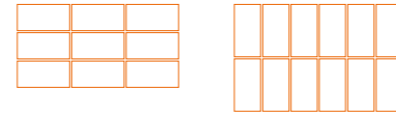
Quantity per box:  
 1 BOX SUBWAY = 22 pcs  
 1 BOX SUBWAY MIRAGE = 10 pcs

Suggested grout: + SILVER

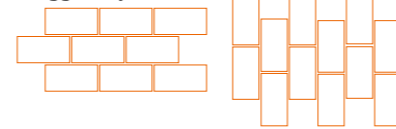
Data are indicative only as it is a hand-cut product.

## LAYOUT SUGGESTIONS


Aligned joint




Staggered joint



Herringbone



962 SMOOTH



962 CORRUGATED




962 MIRAGE SMOOTH



962 MIRAGE CORRUGATED




965 SMOOTH



965 CORRUGATED



965 MIRAGE SMOOTH



965 MIRAGE CORRUGATED



Backsplash: Subway 965 Mirage Smooth  
 Countertop: 607 Polar Ice  
 Private residence, Australia  
 Design: Shayna Blaze



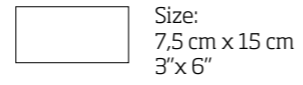


Backsplash: Subway 965 Smooth  
Countertop: etherium™ 1616 Gardena  
Private residence, USA

# SUBWAY



## SIZE & DIMENSIONS



## PRODUCT DESCRIPTION

This collection uses hand-cut "Karma" glass. Individual handcrafted glass tiles are embellished with natural shading variations.

4 different finishes available. Particular depth effects can be obtained by mixing different finishings together.

## MATERIAL & TEXTURE

Material: Hand-cut Glass  
 Texture: Smooth, Corrugated, Metallic, Mirrored  
 Thickness: 4 mm | 5/32"  
 Joint: 1 mm | 2/49"  
 Weight: ~ 10 kg/m<sup>2</sup> · 2 lb/SQF

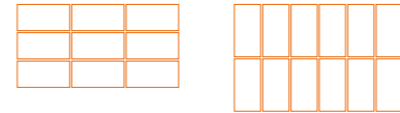
Quantity per box:  
 1 BOX SUBWAY = 22 pcs  
 1 BOX SUBWAY MIRAGE = 10 pcs

Suggested grout: + PIETRA D'ASSISI

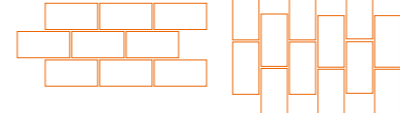
Data are indicative only as it is a hand-cut product.

## LAYOUT SUGGESTIONS


Aligned joint



Staggered joint



Herringbone



955 SMOOTH



955 CORRUGATED




955 MIRAGE SMOOTH



955 MIRAGE CORRUGATED



953 SMOOTH




953 CORRUGATED




953 MIRAGE SMOOTH



953 MIRAGE CORRUGATED



Backsplash: Subway 955 Mirage Smooth, 955 Mirage Corrugated  
 Private residence, Australia  
 Design: Shayna Blaze

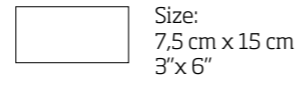


Backsplash: Subway 955 Mirage Smooth, 955 Mirage Corrugated  
Private residence, Australia  
Design: Shayna Blaze

# SUBWAY



## SIZE & DIMENSIONS



## PRODUCT DESCRIPTION

This collection uses hand-cut "Karma" glass. Individual handcrafted glass tiles are embellished with natural shading variations.


## MATERIAL & TEXTURE

Material: Hand-cut Glass  
Texture: Smooth, Corrugated, Metallic, Mirrored  
Thickness: 4 mm | 5/32"  
Joint: 1 mm | 2/48"  
Weight: ~ 10 kg/m<sup>2</sup> · 2 lb/SQF

Quantity per box:  
1 BOX SUBWAY = 22 pcs

Suggested grout: + CRYSTAL

Data are indicative only as it is a hand-cut product.



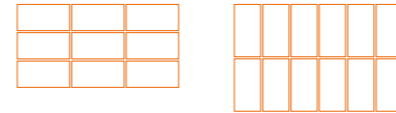
SUBWAY PEARL



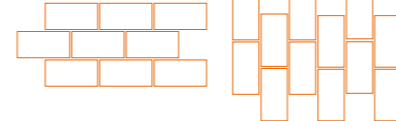
SUBWAY OPAL

## LAYOUT SUGGESTIONS



Aligned joint



Staggered joint



Herringbone

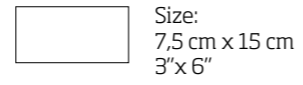


Backsplash: Subway Opal  
Counter: etherium™ 431 White  
Private residence | Canada

# SUBWAY



## SIZE & DIMENSIONS



## PRODUCT DESCRIPTION

This collection uses hand-cut "Karma" glass. Individual handcrafted glass tiles are embellished with natural shading variations.

4 different finishes available. Particular depth effects can be obtained by mixing different finishings together.


## MATERIAL & TEXTURE

Material: Hand-cut Glass  
Texture: Smooth, Corrugated, Metallic, Mirrored  
Thickness: 4 mm | 5/32"  
Joint: 1 mm | 2/48"  
Weight: ~ 10 kg/m<sup>2</sup> · 2 lb/SQF


Quantity per box:  
1 BOX SUBWAY = 22 pcs  
1 BOX SUBWAY MIRAGE = 10 pcs

Suggested grout: + PIETRA D'ASSISI

Data are indicative only as it is a hand-cut product.



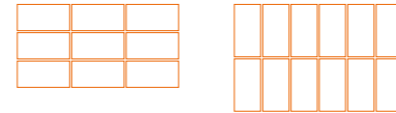
SUBWAY HONEY



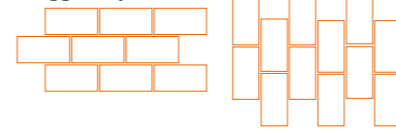
SUBWAY NOIR

## LAYOUT SUGGESTION


Aligned joint



Staggered joint




Herringbone



# SUBWAY




962 SMOOTH  
+ SILVER



962 CORRUGATED  
+ SILVER



965 SMOOTH  
+ SILVER



965 CORRUGATED  
+ SILVER




962 MIRAGE SMOOTH  
+ SILVER



962 MIRAGE CORRUGATED  
+ SILVER




965 MIRAGE SMOOTH  
+ SILVER



965 MIRAGE CORRUGATED  
+ SILVER



953 SMOOTH  
+ PIETRA D'ASSISI



953 CORRUGATED  
+ PIETRA D'ASSISI



955 SMOOTH  
+ PIETRA D'ASSISI



955 CORRUGATED  
+ PIETRA D'ASSISI



953 MIRAGE SMOOTH  
+ PIETRA D'ASSISI



953 MIRAGE CORRUGATED  
+ PIETRA D'ASSISI



955 MIRAGE SMOOTH  
+ PIETRA D'ASSISI



955 MIRAGE CORRUGATED  
+ PIETRA D'ASSISI



SUBWAY PEARL  
+ CRYSTAL



SUBWAY OPAL  
+ CRYSTAL

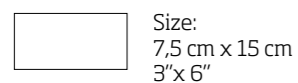


SUBWAY HONEY  
+ PIETRA D'ASSISI



SUBWAY NOIR  
+ ANTRACITE

## SIZE & DIMENSIONS



Size:  
7.5 cm x 15 cm  
3" x 6"

## PRODUCT DESCRIPTION

This collection uses hand-cut "Karma" glass. Individual handcrafted glass tiles are embellished with natural shading variations.

Particular depth effects can be obtained by mixing different colors and finishings together.

## MATERIAL & TEXTURE

Material: Hand-cut Glass  
Texture: Smooth, Corrugated, Metallic, Mirrored  
Thickness: 4 mm | 5/32"  
Joint: 1 mm | 2/48"  
Weight: ~ 10 kg/m<sup>2</sup> · 2 lb/SQF

Quantity per box:  
1 BOX SUBWAY = 22 pcs  
1 BOX SUBWAY MIRAGE = 10 pcs

Data are indicative only as it is a hand-cut product.



Backsplash: Subway 965 Mirage Smooth  
Countertop: 607 Polar Ice  
Private residence, Australia  
Design: Shaynna Blaze



# SUPREME

---

Supreme, a large-format interpretation of Karma glass, represents the pinnacle of quality and sophistication.

As an artisan product, Supreme makes a bold statement.


# SUPREME



SUP 339



SUP 345



SUP 353


## SIZE & DIMENSIONS



15 x 15 cm  
6" x 6"



30 x 15 cm  
12" x 6"



60 x 15 cm  
24" x 6"



15 x 5 cm  
6" x 2"



30 x 5 cm  
12" x 2"



60 x 7,5 cm  
24" x 3"



60 x 30 cm  
24" x 12"



ZIGZAG  
60 x 30 cm  
24" x 12"



30 x 30 cm  
12" x 12"



3,75 cm  
1 1/2"



7,5 cm  
3"



15 cm  
6"



HEXAGON

## PRODUCT DESCRIPTION

This tile collection is a combination of the best components of our materials. Whether you desire a strong veining effect or a smooth and sophisticated look, these tiles represent the best glass can achieve.

## MATERIAL & TEXTURE

Material: Hand-cut Glass  
Texture: Metallic & Mirrored  
Thickness: 4 mm | 5/32"  
Weight: ~ 10 kg/m<sup>2</sup> | 2 lbs/sqf

Data are indicative only as it is a hand-cut product.



Supreme SUP 914 M, SUP 353  
Custom Shading blends (1 x 1 cm | 3/8" x 3/8")  
The water room | Architect: Studio Asla, Carla Baratelli





Supreme SUP 961 MS

# SUPREME



SUP 961 MS



SUP 914 M



SUP 364


## SIZE & DIMENSIONS



15 x 15 cm  
6" x 6"



30 x 15 cm  
12" x 6"



60 x 15 cm  
24" x 6"



15 x 5 cm  
6" x 2"



30 x 5 cm  
12" x 2"



60 x 7,5 cm  
24" x 3"



60 x 30 cm  
24" x 12"



ZIGZAG  
60 x 30 cm  
24" x 12"

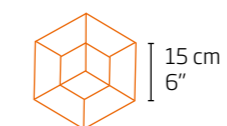


30 x 30 cm  
12" x 12"

3,75 cm  
1 1/2"

7,5 cm  
3"

15 cm  
6"



HEXAGON

## PRODUCT DESCRIPTION

This tile collection is a combination of the best components of our materials. Whether you desire a strong veining effect or a smooth and sophisticated look, these tiles represent the best glass can achieve.

## MATERIAL & TEXTURE

Material: Hand-cut Glass  
Texture: Metallic & Mirrored  
Thickness: 4 mm | 5/32"  
Weight: ~ 10 kg/m<sup>2</sup> | 2 lbs/sqf

Data are indicative only as it is a hand-cut product.

---

# Infinite shades of blue




SUP 914 M

# SUPREME



SUP 314



SUP 962 COPPER



SUP 399

## SIZE & DIMENSIONS



15 x 15 cm  
6" x 6"



30 x 15 cm  
12" x 6"



60 x 15 cm  
24" x 6"



15 x 5 cm  
6" x 2"



30 x 5 cm  
12" x 2"



60 x 7,5 cm  
24" x 3"



60 x 30 cm  
24" x 12"



ZIGZAG  
60 x 30 cm  
24" x 12"



30 x 30 cm  
12" x 12"



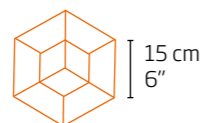
3,75 cm  
1 1/2"



7,5 cm  
3"



15 cm  
6"



HEXAGON


## PRODUCT DESCRIPTION

This tile collection is a combination of the best components of our materials. Whether you desire a strong veining effect or a smooth and sophisticated look, these tiles represent the best glass can achieve.

## MATERIAL & TEXTURE

Material: Hand-cut Glass  
Texture: Metallic & Mirrored  
Thickness: 4 mm | 5/32"  
Weight: ~ 10 kg/m<sup>2</sup> | 2 lbs/sqf

Data are indicative only as it is a hand-cut product.



Supreme SUP 314, SUP 962 COPPER  
Architect: Studio Asia, Carla Baratelli



Supreme SUP 961 MS, SUP 324, SUP 322

# SUPREME



SUP 322



SUP 953 S



SUP 953 MS

## SIZE & DIMENSIONS



15 x 15 cm  
6" x 6"



30 x 15 cm  
12" x 6"



60 x 15 cm  
24" x 6"



15 x 5 cm  
6" x 2"



30 x 5 cm  
12" x 2"



60 x 7,5 cm  
24" x 3"



60 x 30 cm  
24" x 12"



ZIGZAG  
60 x 30 cm  
24" x 12"

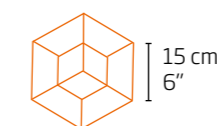


30 x 30 cm  
12" x 12"

3,75 cm  
1 1/2"

7,5 cm  
3"

15 cm  
6"



HEXAGON

## PRODUCT DESCRIPTION

This tile collection is a combination of the best components of our materials. Whether you desire a strong veining effect or a smooth and sophisticated look, these tiles represent the best glass can achieve.

## MATERIAL & TEXTURE

Material: Hand-cut Glass  
Texture: Metallic & Mirrored  
Thickness: 4 mm | 5/32"  
Weight: ~ 10 kg/m<sup>2</sup> | 2 lbs/sqf

Data are indicative only as it is a hand-cut product.

---

# SUPREME

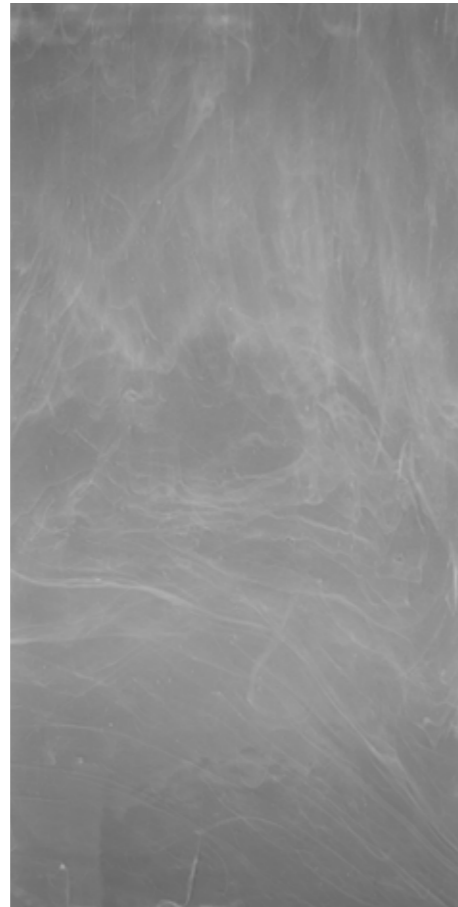


Custom color and sizes  
Eatly | Trieste, Italy  
Archea Associati/Marco Casamonti


# SUPREME



SUP 367



SUP 966 SDG



SUP 324

## SIZE & DIMENSIONS



15 x 15 cm  
6" x 6"



30 x 15 cm  
12" x 6"



60 x 15 cm  
24" x 6"



15 x 5 cm  
6" x 2"



30 x 5 cm  
12" x 2"



60 x 7,5 cm  
24" x 3"



60 x 30 cm  
24" x 12"



ZIGZAG  
60 x 30 cm  
24" x 12"



30 x 30 cm  
12" x 12"



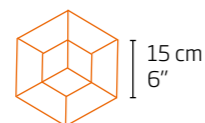
3,75 cm  
1 1/2"



7,5 cm  
3"



15 cm  
6"



HEXAGON


## PRODUCT DESCRIPTION


This tile collection is a combination of the best components of our materials. Whether you desire a strong veining effect or a smooth and sophisticated look, these tiles represent the best glass can achieve.

## MATERIAL & TEXTURE

Material: Hand-cut Glass  
Texture: Metallic & Mirrored  
Thickness: 4 mm | 5/32"  
Weight: ~ 10 kg/m<sup>2</sup> | 2 lbs/sqf


Data are indicative only as it is a hand-cut product.





Suprême SUP 961 MS, SUP 324, SUP 322, SUP 365  
 Floor: etherium™ 1627 Black Gold  
 TREND Middle East Showroom | Dubai, UAE

# SUPREME



SUP 966 S



SUP 310



SUP 365

## SIZE & DIMENSIONS



15 x 15 cm  
6" x 6"



30 x 15 cm  
12" x 6"



60 x 15 cm  
24" x 6"



15 x 5 cm  
6" x 2"



30 x 5 cm  
12" x 2"



60 x 7,5 cm  
24" x 3"



60 x 30 cm  
24" x 12"



ZIGZAG  
60 x 30 cm  
24" x 12"

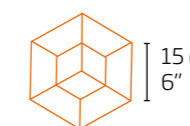


30 x 30 cm  
12" x 12"

3,75 cm  
1 1/2"

7,5 cm  
3"

15 cm  
6"



HEXAGON

## PRODUCT DESCRIPTION


This tile collection is a combination of the best components of our materials. Whether you desire a strong veining effect or a smooth and sophisticated look, these tiles represent the best glass can achieve.

## MATERIAL & TEXTURE

Material: Hand-cut Glass  
 Texture: Metallic & Mirrored  
 Thickness: 4 mm | 5/32"  
 Weight: ~ 10 kg/m<sup>2</sup> | 2 lbs/sqf

Data are indicative only as it is a hand-cut product.

# SUPREME



SUP 966 SW



SUP 961 SG



SUP 976

## SIZE & DIMENSIONS



15 x 15 cm  
6" x 6"



30 x 15 cm  
12" x 6"



60 x 15 cm  
24" x 6"



15 x 5 cm  
6" x 2"



30 x 5 cm  
12" x 2"




60 x 7,5 cm  
24" x 3"



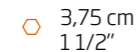
60 x 30 cm  
24" x 12"



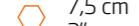
ZIGZAG  
60 x 30 cm  
24" x 12"



30 x 30 cm  
12" x 12"



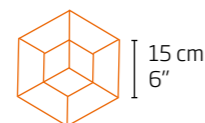
3,75 cm  
1 1/2"



7,5 cm  
3"



15 cm  
6"



HEXAGON

## PRODUCT DESCRIPTION

This tile collection is a combination of the best components of our materials. Whether you desire a strong veining effect or a smooth and sophisticated look, these tiles represent the best glass can achieve.

## MATERIAL & TEXTURE

Material: Hand-cut Glass  
Texture: Metallic & Mirrored  
Thickness: 4 mm | 5/32"  
Weight: ~ 10 kg/m<sup>2</sup> | 2 lbs/sqf

Data are indicative only as it is a hand-cut product.



Supreme SUP 976 | Smalti Veneziani  
TREND Origina® 607 Polar Ice, 424 Red  
The fire room | Architect: Studio Asia, Carla Baratelli





Supreme SUP 961 MS, SUP 324, SUP 322


# SUPREME



SUP 961 MS



SUP 339



SUP 966 S




SUP 367




SUP 914 M



SUP 345



SUP 310




SUP 966 SDG



SUP 364



SUP 353



SUP 365




SUP 324



SUP 314



SUP 322



SUP 966 SW



SUP 962 COPPER



SUP 953 S



SUP 961 SG



SUP 399



SUP 953 MS



SUP 976

## SIZE & DIMENSIONS



15 x 15 cm  
6" x 6"



30 x 15 cm  
12" x 6"



60 x 15 cm  
24" x 6"



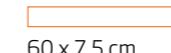
3,75 cm  
1 1/2"



15 x 5 cm  
6" x 2"



30 x 5 cm  
12" x 2"



60 x 7,5 cm  
24" x 3"



7,5 cm  
3"



60 x 30 cm  
24" x 12"



ZIGZAG  
60 x 30 cm  
24" x 12"



30 x 30 cm  
12" x 12"



15 cm  
6"



HEXAGON

## PRODUCT DESCRIPTION

This tile collection is a combination of the best components of our materials. Whether you desire a strong veining effect or a smooth and sophisticated look, these tiles represent the best glass can achieve.

## MATERIAL & TEXTURE

Material: Hand-cut Glass  
Texture: Metallic & Mirrored  
Thickness: 4 mm | 5/32"  
Weight: ~ 10 kg/m<sup>2</sup> | 2 lbs/sqf

Data are indicative only as it is a hand-cut product.



# IMMENSE®

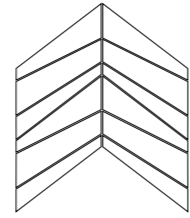
---

A dreamy and dramatic interpretation of Karma glass, Immense inspires with its bold cues taken from nature.

# IMMENSE® FOLIAGE 1



## SIZE & DIMENSIONS



Modular size:  
30,4 x 25,4 cm  
11 7/8" x 9 7/8"

## PRODUCT DESCRIPTION


Fused, colored and transparent drawn glass mosaic, obtained with the craftsmanship working of a glass slab with the application of a silver foil back side, cut by hand. Composed with 25% quality materials, pre-consumer recycled glass and 75% post-consumer recycled glass.


## MATERIAL & TEXTURE

Material: Hand-cut Glass  
Texture: Metallic, Mirrored, Iridescent  
Thickness: 4 mm | 5/32"  
Joint: 1 mm | 2/48"  
Weight: ~ 10 kg/m<sup>2</sup> · 1.6 lb/SQF

Suggested grout: + PIETRA D'ASSISI

Data are indicative only as it is a hand-cut product.



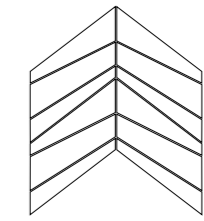


Immense® Foliage 2

## IMMENSE® FOLIAGE 2



### SIZE & DIMENSIONS



Modular size:  
30,4 x 25,4 cm  
11 7/8" x 9 7/8"

### PRODUCT DESCRIPTION

Fused, colored and transparent drawn glass mosaic, obtained with the craftsmanship working of a glass slab with the application of a silver foil back side, cut by hand. Composed with 25% quality materials, pre-consumer recycled glass and 75% post-consumer recycled glass.

### MATERIAL & TEXTURE

Material: Hand-cut Glass  
Texture: Metallic, Mirrored, Iridescent  
Thickness: 4 mm | 5/32"  
Joint: 1 mm | 2/48"  
Weight: ~ 10 kg/m<sup>2</sup> · 1.6 lb/SQF

Suggested grout: + BIANCO ASSOLUTO

Data are indicative only as it is a hand-cut product.

---

# IMMENSE® FOLIAGE 3

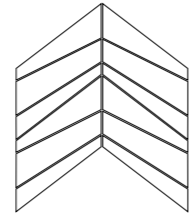


Immense® Foliage 3  
Muscat International Airport | Oman

# IMMENSE® FOLIAGE 3



## SIZE & DIMENSIONS



Modular size:  
30,4 x 25,4 cm  
11 7/8" x 9 7/8"

## PRODUCT DESCRIPTION


Fused, colored and transparent drawn glass mosaic, obtained with the craftsmanship working of a glass slab with the application of a silver foil back side, cut by hand. Composed with 25% quality materials, pre-consumer recycled glass and 75% post-consumer recycled glass.

## MATERIAL & TEXTURE

Material: Hand-cut Glass  
Texture: Metallic, Mirrored, Iridescent  
Thickness: 4 mm | 5/32"  
Joint: 1 mm | 2/48"  
Weight: ~ 10 kg/m<sup>2</sup> · 1.6 lb/SQF

Suggested grout: + BIANCO ASSOLUTO

Data are indicative only as it is a hand-cut product.



---

# IMMENSE® EFFECT 1




Immense® Effect 1

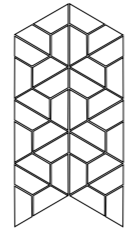
The perception of reality changes continually in this breathtaking flow of interlaced lines and figures. The superb effect this pattern produces is an optical illusion that plays with space and time and lets your senses take you into a place where hypnotic designs blend harmoniously with depth and color.

---

# IMMENSE® EFFECT 1



## SIZE & DIMENSIONS



Modular size:  
18,6 x 32,2 cm  
7 3/8" x 12 5/8"

## PRODUCT DESCRIPTION


Fused, colored and transparent drawn glass mosaic, obtained with the craftsmanship working of a glass slab with the application of a silver foil back side, cut by hand. Composed with 25% quality materials, pre-consumer recycled glass and 75% post-consumer recycled glass.

## MATERIAL & TEXTURE

Material: Hand-cut Glass  
Texture: Metallic, Mirrored, Iridescent  
Thickness: 4 mm | 5/32"  
Joint: 1 mm | 2/48"  
Weight: ~ 10 kg/m<sup>2</sup> · 1.6 lb/SQF

Suggested grout: + BIANCO ASSOLUTO

Data are indicative only as it is a hand-cut product.



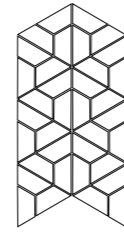
Immense® Effect 2, Effect 1  
Vanity top: etherium™ 607 Polar Ice  
TREND Group USA Headquarters | Miami, USA  
Architect: Studio Asia, Carla Baratelli



# IMMENSE® EFFECT 2



## SIZE & DIMENSIONS



Modular size:  
18,6 x 32,2 cm  
7 3/8" x 12 5/8"

## PRODUCT DESCRIPTION


Fused, colored and transparent drawn glass mosaic, obtained with the craftsmanship working of a glass slab with the application of a silver foil back side, cut by hand. Composed with 25% quality materials, pre-consumer recycled glass and 75% post-consumer recycled glass.

## MATERIAL & TEXTURE

Material: Hand-cut Glass  
Texture: Metallic, Mirrored, Iridescent  
Thickness: 4 mm | 5/32"  
Joint: 1 mm | 2/48"  
Weight: ~ 10 kg/m<sup>2</sup> · 1.6 lb/SQF

Suggested grout: + TRAVERTINO

Data are indicative only as it is a hand-cut product.




Immense® Symmetry 2, Foliage 3, Effect 2, Parallels 1  
The Immense room, CERSAIE '16 | Bologna, Italy

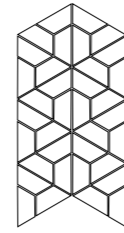


Immense® Custom Effect  
Moonstone Mix (1 x 1 cm | 3/8" x 3/8")  
Vanity top: etherium™ 1610 Royal Ivory  
Private House | Miami Beach, FL, USA  
Photo: Dal Bosco

# IMMENSE® EFFECT 3



## SIZE & DIMENSIONS



Modular size:  
18,6 x 32,2 cm  
7 3/8" x 12 5/8"

## PRODUCT DESCRIPTION

Fused, colored and transparent drawn glass mosaic, obtained with the craftsmanship working of a glass slab with the application of a silver foil back side, cut by hand. Composed with 25% quality materials, pre-consumer recycled glass and 75% post-consumer recycled glass.


## MATERIAL & TEXTURE

Material: Hand-cut Glass  
Texture: Metallic, Mirrored, Iridescent  
Thickness: 4 mm | 5/32"  
Joint: 1 mm | 2/48"  
Weight: ~ 10 kg/m<sup>2</sup> · 1.6 lb/SQF

Suggested grout: + BIANCO GHIACCIO

Data are indicative only as it is a hand-cut product.





Immense® Parallels 1  
Vanity top: etherium™ 1610 Royal Ivory  
Private House | Miami Beach, FL, USA  
Photo: Dal Bosco



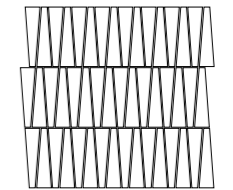
Immense® Parallels 1  
Private House | Miami Beach, FL, USA  
Photo: Dal Bosco

---

# IMMENSE® PARALLELS 1



## SIZE & DIMENSIONS



Modular size:  
31,2 x 30,6 cm  
12 1/4" x 12"

## PRODUCT DESCRIPTION

Fused, colored and transparent drawn glass mosaic, obtained with the craftsmanship working of a glass slab with the application of a silver foil back side, cut by hand. Composed with 25% quality materials, pre-consumer recycled glass and 75% post-consumer recycled glass.

## MATERIAL & TEXTURE

Material: Hand-cut Glass  
Texture: Metallic, Mirrored, Iridescent  
Thickness: 4 mm | 5/32"  
Joint: 1 mm | 2/48"  
Weight: ~ 10 kg/m<sup>2</sup> · 1.6 lb/SQF

Suggested grout: + BIANCO GHIACCIO

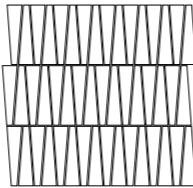
Data are indicative only as it is a hand-cut product.

---

# IMMENSE® PARALLELS 2



### SIZE & DIMENSIONS



Modular size:  
31,2 x 30,6 cm  
12 1/4" x 12"

### PRODUCT DESCRIPTION

Fused, colored and transparent drawn glass mosaic, obtained with the craftsmanship working of a glass slab with the application of a silver foil back side, cut by hand. Composed with 25% quality materials, pre-consumer recycled glass and 75% post-consumer recycled glass.

### MATERIAL & TEXTURE

Material: Hand-cut Glass  
Texture: Metallic, Mirrored, Iridescent  
Thickness: 4 mm | 5/32"  
Joint: 1 mm | 2/48"  
Weight: ~ 10 kg/m<sup>2</sup> · 1.6 lb/SQF

Suggested grout: + CRYSTAL


Data are indicative only as it is a hand-cut product.



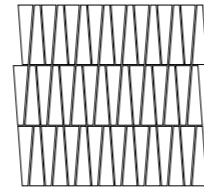
Immense® Custom Parallels  
Moonstone Mix (1 x 1 cm | 3/8" x 3/8")  
Vanity top: etherium™ 1610 Royal Ivory  
Private House | Miami Beach, FL, USA  
Photo: Dal Bosco



# IMMENSE® PARALLELS 3



## SIZE & DIMENSIONS



Modular size:  
31,2 x 30,6 cm  
12 1/4" x 12"

## PRODUCT DESCRIPTION

Fused, colored and transparent drawn glass mosaic, obtained with the craftsmanship working of a glass slab with the application of a silver foil back side, cut by hand. Composed with 25% quality materials, pre-consumer recycled glass and 75% post-consumer recycled glass.

## MATERIAL & TEXTURE

Material: Hand-cut Glass  
Texture: Metallic, Mirrored, Iridescent  
Thickness: 4 mm | 5/32"  
Joint: 1 mm | 2/48"  
Weight: ~ 10 kg/m<sup>2</sup> · 1.6 lb/SQF


Suggested grout: + ARDESIA

Data are indicative only as it is a hand-cut product.



---

# IMMENSE® PARALLELS 3



Immense® Parallels 1 and 2  
Vanity top: etherium™ 422 Orange  
TREND Group USA Headquarters | Miami, FL, USA  
Architect: Studio Asia, Carla Baratelli

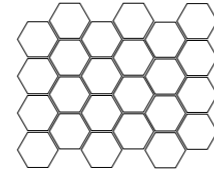


---

# IMMENSE® SYMMETRY 1



## SIZE & DIMENSIONS



Modular size:  
32,2 x 24,8 cm  
12 5/8" x 9 3/4"


## PRODUCT DESCRIPTION


Fused, colored and transparent drawn glass mosaic, obtained with the craftsmanship working of a glass slab with the application of a silver foil back side, cut by hand. Composed with 25% quality materials, pre-consumer recycled glass and 75% post-consumer recycled glass.

## MATERIAL & TEXTURE

Material: Hand-cut Glass  
Texture: Metallic, Mirrored, Iridescent  
Thickness: 4 mm | 5/32"  
Joint: 1 mm | 2/48"  
Weight: ~ 10 kg/m<sup>2</sup> · 1.6 lb/SQF

Suggested grout: + CRYSTAL  
Data are indicative only as it is a hand-cut product.





Immense® Symmetry 1 and 2  
Floor: etherium™ 1650 Graphite Luster  
CERSAIE '17 | Bologna, Italy  
Architect: Studio Asla, Carla Baratelli


---

# IMMENSE<sup>®</sup> SYMMETRY 2

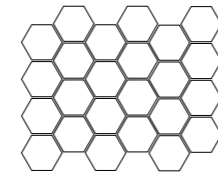


Immense<sup>®</sup> Symmetry 2

# IMMENSE® SYMMETRY 2



## SIZE & DIMENSIONS



Modular size:  
32,2 x 24,8 cm  
12 5/8" x 9 3/4"

## PRODUCT DESCRIPTION

Fused, colored and transparent drawn glass mosaic, obtained with the craftsmanship working of a glass slab with the application of a silver foil back side, cut by hand. Composed with 25% quality materials, pre-consumer recycled glass and 75% post-consumer recycled glass.

## MATERIAL & TEXTURE

Material: Hand-cut Glass  
Texture: Metallic, Mirrored, Iridescent  
Thickness: 4 mm | 5/32"  
Joint: 1 mm | 2/48"  
Weight: ~ 10 kg/m<sup>2</sup> · 1.6 lb/SQF

Suggested grout: + CRYSTAL

Data are indicative only as it is a hand-cut product.




Immense® Symmetry 1 and 2  
Floor: etherium™ Portland Silver  
TREND Group USA Headquarters | Miami, FL, USA  
Architect: Studio Asia, Carla Baratelli

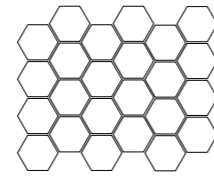


Hexagonal figures overlap in a fashionable way, evoking wondrous sensations.

# IMMENSE® SYMMETRY 3



## SIZE & DIMENSIONS



Modular size:  
32,2 x 24,8 cm  
12 5/8" x 9 3/4"

## PRODUCT DESCRIPTION

Fused, colored and transparent drawn glass mosaic, obtained with the craftsmanship working of a glass slab with the application of a silver foil back side, cut by hand. Composed with 25% quality materials, pre-consumer recycled glass and 75% post-consumer recycled glass.

## MATERIAL & TEXTURE

Material: Hand-cut Glass  
Texture: Metallic, Mirrored, Iridescent  
Thickness: 4 mm | 5/32"  
Joint: 1 mm | 2/48"  
Weight: ~ 10 kg/m<sup>2</sup> · 1.6 lb/SQF

Suggested grout: + SILVER  
Data are indicative only as it is a hand-cut product.




# IMMENSE®



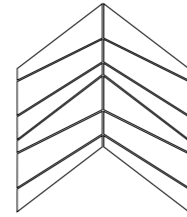
FOLIAGE 1  
+ PIETRA D'ASSISI




FOLIAGE 2  
+ BIANCO ASSOLUTO



FOLIAGE 3  
+ BIANCO ASSOLUTO



Modular size:  
30,4 x 25,4 cm  
11 7/8" x 9 7/8"



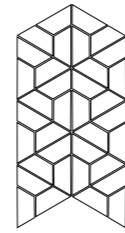
EFFECT 1  
+ BIANCO ASSOLUTO



EFFECT 2  
+ TRAVERTINO




EFFECT 3  
+ BIANCO GHIACCIO




Modular size:  
18,6 x 32,2 cm  
7 3/8" x 12 5/8"



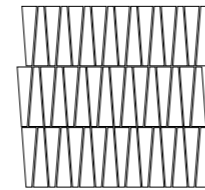
PARALLELS 1  
+ AVORIO



PARALLELS 2  
+ CRYSTAL




PARALLELS 3  
+ ARDESIA




Modular size:  
31,2 x 30,6 cm  
12 1/4" x 12"



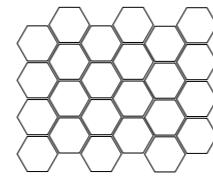
SYMMETRY 1  
+ BIANCO GHIACCIO



SYMMETRY 2  
+ CRYSTAL



SYMMETRY 3  
+ SILVER



Modular size:  
32,2 x 24,8 cm  
12 5/8" x 9 3/4"


## PRODUCT DESCRIPTION

Fused, colored and transparent drawn glass mosaic, obtained with the craftsmanship working of a glass slab with the application of a silver foil back side, cut by hand. Composed with 25% quality materials, pre-consumer recycled glass and 75% post-consumer recycled glass.

Data are indicative only as it is a hand-cut product.

## MATERIAL & TEXTURE

Material: Hand-cut Glass  
Texture: Metallic, Mirrored, Iridescent  
Thickness: 4 mm | 5/32"  
Joint: 1 mm | 2/48"  
Weight: ~ 10 kg/m<sup>2</sup> · 1.6 lb/SQF





# TECHNICAL INFORMATION

---

SUGGESTED ADHESIVES  
WEIGHT AND DIMENSIONS  
SPECIFICATIONS  
GROUT COLORS



# SUGGESTED ADHESIVES

COLLANTI SUGGERITI | COLLES CONSEILLÉES | EMPFOHLENE KLEBSTOFFE | ADHESIVOS SUGERIDOS | РЕКОМЕНДУЕМЫЕ КЛЕИ

**IMPORTANT NOTICE: the substrates must be perfectly flat, smooth, ripe, firm, smooth and white.**

AVVERTENZA IMPORTANTE: i supporti devono essere perfettamente planari, lisci, maturi, consistenti, regolari e bianchi.

AVERTISSEMENT IMPORTANT: Les supports doivent être parfaitement plats, lisses, mûris, solides, réguliers et blancs.

WICHTIGER HINWEIS: Der Untergrund muss perfekt eben, glatt, gesättigt, zusammenhängend, regelmäßig und weiß sein.

ADVERTENCIA IMPORTANTE: El soporte debe ser perfectamente plano, liso, maduro, consistente, regular y blanco.

ВАЖНОЕ ПРЕДУПРЕЖДЕНИЕ: Подложки должны быть абсолютно плоскими, гладкими, выдержанными, плотными, ровными и белыми.

## WALLS AND FLOORING - INTERNAL AND EXTERNAL

PAVIMENTI E PARETI - INTERNO ED ESTERNO | SOLS ET MURS - INTÉRIEUR ET EXTÉRIEUR | BÖDEN UND WÄNDE - INNEN- UND AUSSENBEREICH

PAVIMENTOS Y PAREDES - INTERIOR Y EXTERIOR | ПОЛЫ И СТЕНЫ – ВНУТРЕННИЕ И НАРУЖНЫЕ

MATERIALS MATERIALE MATERIALIEN MATERIALES МАТЕРИАЛЫ	SUBSTRATES SUPPORTI SUPPORTS UNTERGRUND SOPORTES ПОДЛОЖКИ	MANUFACTURER PRODUTTORE PRODUCTEUR HERSTELLER FABRICANTE ПРОИЗВОДИТЕЛЬ	ADHESIVE ADESIVO ADHESIF KLEBSTOFF ADHESIVO КЛЕЙ	CLASS CLASSE CLASSE KLASSE CLASE КЛАСС	USE CONSUMI CONSUMATIONS VERBRAUCH CONSUMO РАСХОД
<b>Glass mosaic, karma, liberty, metropolis decorative glass, Venetian smalti and gold</b> Mosaico vetroso, vetro decorativo karma, liberty, metropolis, smalti veneziani, oro Mosaïque en verre, verre décoratif karma, liberty, metropolis, émaux vénitiens, or Glasmosaik, Glasdekorationen Karma, Liberty, Metropolis, venezianische Emaille, Gold Mosaico vítreo, vidrio decorativo Karma, Liberty, Metropolis, esmaltes venecianos, oro Стеклозная мозаика, декоративное стекло karma, liberty, metropolis, венецианские эмали, золото	<b>Cement screeds, concrete, screeds, heaters, old ceramics, gypsum-based plaster*, cement-based plaster, plasterboard*, fibre cement panels, lightened concrete panels, cement finished foam core panels</b> Massetti cementizi, calcestruzzo, massetti, riscaldanti, vecchia ceramica, intonaci base gesso*, intonaci base cemento, cartongesso*, pannelli in fibrocemento, pannelli in cemento alleggerito, pannelli in polistilene finitura cementizia Chapes en ciment, béton, chapes chauffantes, ancienne céramique, enduits à base de plâtre*, enduits à base de ciment, placoplâtre*, panneaux en fibrociment, panneaux en béton alléger, panneaux en polystyrène finition ciment Zementestrich, Beton, Heizestrich, alte Keramik, Gipsputz*, Zementputz, Gipskarton*, Faserzementplatten, Leichtbetonplatten, Polystyrolplatten mit Zementbeschichtung Maestras de cemento, hormigón, maestras, radiantes, cerámica antigua, revoque de yeso*, revoque de cemento, cartón-yeso*, paneles de fibrocemento, paneles de cemento aligerado, paneles de poliestireno con acabado cemento Цементные стяжки, бетон, подогреваемые стяжки, старая керамика, штукатурки на гипсовой основе*, штукатурки на цементной основе, гипсокартон*, панели из асбестоцемента, панели из облегченного цемента, панели из полистерола, цементная отделка	<b>LITOKOL</b>	<b>LITOPPLUS K55 + LATEXKOL</b>	<b>C2TES1</b>	<b>2,5 kg/mq</b>
		<b>LATICRETE</b>	<b>254 PLATINUM</b>	<b>C2TES1</b>	
		<b>MAPEI</b>	<b>ADESILEX P10 + ISOLASTIC</b>	<b>C2TES1</b>	
<b>Wood</b>   Legno   Bois   Holz   Madera   Дерево	<b>Wood</b>   Legno   Bois   Holz   Madera   Дерево	<b>LITOKOL</b>	<b>LITOELASTIC</b>	<b>R2T</b>	<b>2,0 kg/mq</b>
		<b>LATICRETE</b>	<b>LATALASTIK</b>	<b>R2T</b>	
		<b>MAPEI</b>	<b>KERALASTIC T</b>	<b>R2T</b>	
<b>Metal</b>   Metallo   Métal   Metall   Metal   Metall	<b>Metal</b>   Metallo   Métal   Metall   Metal   Metall	<b>LITOKOL</b>	<b>LITOELASTIC</b>	<b>R2T</b>	<b>2,0 kg/mq</b>
		<b>LATICRETE</b>	<b>LATALASTIK</b>	<b>R2T</b>	
		<b>MAPEI</b>	<b>LATAPOXY 300 KERALASTIC T</b>	<b>R2T</b>	

\* After the application of primer | Previa stesura di primer | Après application du primaire | Nach Auftrag eines Primers | Previa aplicación de imprimación | После нанесения грунтовок

## POOL AND SPA

PISCINA E SPA | PISCINE ET SPA | POOLS UND SPA | PISCINAS Y SPA | БАССЕЙН И СПА

<b>Glass mosaic, karma, liberty, metropolis decorative glass, Venetian smalti and gold</b> Mosaico vetroso, vetro decorativo karma, liberty, metropolis, smalti veneziani, oro Mosaïque en verre, verre décoratif karma, liberty, metropolis, émaux vénitiens, or Glasmosaik, Glasdekorationen Karma, Liberty, Metropolis, venezianische Emaille, Gold Mosaico vítreo, vidrio decorativo Karma, Liberty, Metropolis, esmaltes venecianos, oro Стеклозная мозаика, декоративное стекло karma, liberty, metropolis, венецианские эмали, золото	<b>Cement plasters and levelling, concrete, cement screeds, cement waterproofing, cement finished foam core panels</b> Intonaci e rasanti cementizi, calcestruzzo, massetti cementizi, impermeabilizzazioni cementizie, pannelli in polistilene finitura cementizia Enduits et produits de ragréage en ciment, béton, chapes en ciment, imperméabilisations en ciment, panneaux en polystyrène finition ciment Zementputz und Zementspachtelmassen, Beton, Zementestrich, Zementdichtstoffe, Polystyrolplatten mit Zementbeschichtung Revoques y enlucidos de cemento, hormigón, maestras de cemento, impermeabilizaciones de cemento, paneles de poliestireno con acabado cemento Цементные штукатурки и шпатлевки, бетон, цементные стяжки, цементная гидроизоляция, панели из полистерола, цементная отделка	<b>LITOKOL</b>	<b>LITOPPLUS K55 + LATEXKOL</b>	<b>C2TES1</b>	<b>2,5 kg/mq</b>
		<b>LATICRETE</b>	<b>254 PLATINUM</b>	<b>C2TES1</b>	
		<b>MAPEI</b>	<b>ADESILEX P10 + ISOLASTIC</b>	<b>C2TES1</b>	
<b>Metal**</b>   Metallo**   Métal**   Metall**   Metal**   Metall**	<b>Metal**</b>   Metallo**   Métal**   Metall**   Metal**   Metall**	<b>LITOKOL</b>	<b>LITOELASTIC</b>	<b>R2T</b>	<b>2,0 kg/mq</b>
		<b>LATICRETE</b>	<b>LATALASTIK</b>	<b>R2T</b>	
		<b>MAPEI</b>	<b>LATAPOXY 300 KERALASTIC T</b>	<b>R2T</b>	

\*\* Always consult the technical department | Consultare sempre l'ufficio tecnico | Consulter toujours le bureau technique

Bitte immer an die technische Abteilung wenden | Consultar siempre al departamento técnico | всегда консультироваться с техническим отделом

# RECOMMENDED GROUTING & DETERGENTS

FUGANTI & DETERGENTI SUGGERITI | CIMENTS-JOINT & DÉTERGENTS CONSEILLÉS | EMPFOHLENE FUGENFÜLLER UND REINIGUNGSMITTEL

RELLENOS PARA JUNTAS & DETERGENTES SUGERIDOS | РЕКОМЕНДУЕМЫЕ ЗАТИРКИ & МОЮЩИЕ СРЕДСТВА

**IMPORTANT NOTICE: the joints must be of a thickness of at least 3 mm and a width of at least 1 mm Usage temperature between +12° and +30°c**

AVVERTENZA IMPORTANTE: le fughe devono avere almeno 3 mm di spessore ed 1 mm di larghezza. Temperatura di utilizzo da +12° a +30°c

AVERTISSEMENT IMPORTANT: les joints doivent avoir au moins 3 mm d'épaisseur et 1 mm de large. Températures d'utilisation de +12° à +30°c

WICHTIGER HINWEIS: Die Fugen müsse mindestens 3 mm stark und 1 mm breit sein. Verwendungstemperatur: +12° bis +30°c

ADVERTENCIA IMPORTANTE: las juntas deben tener como mínimo 3 mm de grosor y 1 mm de ancho. Temperatura de uso: +12° a +30°c

ВАЖНОЕ ПРЕДУПРЕЖДЕНИЕ: швы должны иметь толщину по крайней мере 3 мм и ширину 1 мм. Температура использования от +12° до +30°

## WALLS AND FLOORING - INTERNAL AND EXTERNAL

PAVIMENTI E PARETI - INTERNO ED ESTERNO | SOLS ET MURS - INTÉRIEUR ET EXTÉRIEUR | BÖDEN UND WÄNDE - INNEN- UND AUSSENBEREICH

PAVIMENTOS Y PAREDES - INTERIOR Y EXTERIOR | ПОЛЫ И СТЕНЫ – ВНУТРЕННИЕ И НАРУЖНЫЕ

MATERIALS MATERIALE MATERIALIEN MATERIALES МАТЕРИАЛЫ	MANUFACTURER/ADHESIVE PRODUTTORE/GROUT PRODUCTEUR/CIMENT HERSTELLER/KLEBSTOFF FABRICANTE/ADHESIVO ПРОИЗВОДИТЕЛЬ/КЛЕЙ	TILE FORMAT FORMATO TESSERA FORMAT TESSELLE STEINFORMAT FORMATO TESELA ФОРМАТ ЧИПСОВ	USE CONSUMI CONSUMATIONS VERBRAUCH CONSUMO РАСХОД	DETERGENT DETERGENTE REINIGUNGS-MITTEL DETERGENTE МОЮЩЕЕ СРЕДСТВО	USE CONSUMI CONSUMATIONS VERBRAUCH CONSUMO РАСХОД
<b>Glass mosaic, Karma, Liberty, Metropolis decorative glass, Venetian smalti and gold</b> Mosaico vetroso, vetro decorativo Karma, Liberty, Metropolis, smalti veneziani, oro Mosaïque en verre, verre décoratif Karma, Liberty, Metropolis, émaux vénitiens, or Glasmosaik, Glasdekorationen Karma, Liberty, Metropolis, venezianische Emaille, Gold Mosaico vítreo, vidrio decorativo Karma, Liberty, Metropolis, esmaltes venecianos, oro Стеклозная мозаика, декоративное стекло Karma, Liberty, Metropolis, венецианские эмали, золото	<b>TREND   MY KIT LITOKOL   STARLIKE KERAKOLL   FUGALITE® MAPEI   KERAPOXY DESIGN</b>	<b>1 x 1 cm 1,5 x 1,5 cm 2 x 2 cm HEXAGONAL LIBERTY METROPOLIS ARTISTIC 1 x 1 cm ARTISTIC 2 x 2 cm</b>	<b>1,50 kg/mq 1,10 kg/mq 1,20 kg/mq 1,00 kg/mq 1,00 kg/mq 0,90 kg/mq 2,50 kg/mq 2,00 kg/mq</b>	<b>LITONET/LITONET GEL LITONET/LITONET GEL FUGASOAP EPOXY CLEANER</b>	<b>10-15 mq/Lt</b>
		<b>LITONET/LITONET GEL LITONET/LITONET GEL FUGASOAP EPOXY CLEANER</b>	<b>10-15 mq/Lt</b>		
		<b>LITONET/LITONET GEL LITONET/LITONET GEL FUGASOAP EPOXY CLEANER</b>	<b>10-15 mq/Lt</b>		

## POOL AND SPA

PISCINA E SPA | PISCINE ET SPA | POOLS UND SPA | PISCINAS Y SPA | БАССЕЙН И СПА

<b>Glass mosaic, Karma**, Liberty**, Metropolis** decorative glass, Venetian smalti and gold</b> Mosaico vetroso, vetro decorativo Karma**, Liberty**, Metropolis**, smalti veneziani, oro Mosaïque en verre, verre décoratif Karma**, Liberty**, Metropolis**, émaux vénitiens, or Glasmosaik, Glasdekorationen Karma**, Liberty**, Metropolis**, venezianische Emaille, Gold Mosaico vítreo, vidrio decorativo Karma**, Liberty**, Metropolis, esmaltes venecianos, oro Стеклозная мозаика, декоративное стекло Karma**, Liberty**, Metropolis**, венецианские эмали, золото	<b>TREND   MY KIT LITOKOL   STARLIKE KERAKOLL   FUGALITE® MAPEI   KERAPOXY DESIGN</b>	<b>1 x 1 cm 1,5 x 1,5 cm 2 x 2 cm HEXAGONAL LIBERTY** METROPOLIS** ARTISTIC 1 x 1 cm ARTISTIC 2 x 2 cm</b>	<b>1,50 kg/mq 1,10 kg/mq 1,20 kg/mq 1,00 kg/mq 1,00 kg/mq 0,90 kg/mq 2,50 kg/mq 2,00 kg/mq</b>	<b>LITONET/LITONET GEL LITONET/LITONET GEL FUGASOAP EPOXY CLEANER</b>	<b>10-15 mq/Lt</b>
		<b>LITONET/LITONET GEL LITONET/LITONET GEL FUGASOAP EPOXY CLEANER</b>	<b>10-15 mq/Lt</b>		
		<b>LITONET/LITONET GEL LITONET/LITONET GEL FUGASOAP EPOXY CLEANER</b>	<b>10-15 mq/Lt</b>		

° Only for internal use | Solo per interno | Seulement pour intérieur | Nur für Innenbereiche | Solo para interiores | только для внутренних поверхностей

\*\* Always consult the technical department | Consultare sempre l'ufficio tecnico | Consulter toujours le bureau technique

Bitte immer an die technische Abteilung wenden | Consultar siempre al departamento técnico | всегда консультироваться с техническим отделом

**KARMA & KARMA MIRAGE**  
**WEIGHT AND DIMENSIONS**

TABELLA MISURE E PESI | TABLEAU DES POIDS ET DIMENSIONS | GRÖÖBE UND GEWICHTE | TABLA DE MEDIDAS Y PESOS | РАЗМЕРЫ И ВЕС

SIZE FORMATO FORMAT FORMAT TAMAÑO РАЗМЕР	SHEETS SIZE DIMENSIONE FOGLI DIMENSION PLAQUES ABMESSUNG DER BLÄTTER MEDIDAS HOJAS РАЗМЕР ЛИСТА
2 x 2 cm   3/4" x 3/4"	31,6 x 31,6 cm 12 7/16" x 12 7/16"
4 x 4 cm   1 1/2" x 1 1/2"	29,3 x 29,3 cm 11 1/2" x 11 1/2"
2 x 4 cm   3/4" x 1 1/2" <small>Aligned joint   Giunto allineato   joint aligné   Gerade geklebt   Junta alineada   Шов прямой</small>	29,3 x 31,6 cm 11 1/2" x 12 7/16"
2 x 4 cm   3/4" x 1 1/2" <small>Staggered joint   Giunto sfalsato   joint décalé   Versetzt geklebt   Junta partida   Шов смещенный</small>	29,3 x 29,5 cm 11 1/2" x 11 5/8"
4 x 8 cm   1 1/2" x 3" <small>Aligned joint   Giunto allineato   joint aligné   Gerade geklebt   Junta alineada   Шов прямой</small>	25,1 x 29,3 cm 9 7/8" x 11 1/2"
THICKNESS SPESSORE EPAISSEUR STÄRKE ESPESOR ТОЛЩИНА	~ 4 mm   5/32"
JOINT GIUNTO JOINT ABMESSUNG DER FUGE JUNTA ШОВ	~ 1 mm   2/48"
WEIGHT PESO POIDS GEWICHT PESO BEC	~10 kg/m <sup>2</sup>   2 lbs/SQF
Hand-cut   Tagliato a mano   Coupé à la main   Handgeschnitten Cortado a mano   наколотые вручную	
Data are indicative only as it is a hand-cut product. I dati sono indicativi dal momento che si tratta di un prodotto artigianale. Comme il s'agit d'un produit artisanal, ces données n'ont qu'une valeur indicative. Da es sich um handwerkliche Produkte handelt, sind die obenerwähnten Angaben als Richtwerte zu betrachten. Los datos son indicativos por tratarse de un producto artesanal. Материал ручной работы, поэтому данные приблизительные.	

**FOR THE APPLICATION IN HUMID ZONES, TREND SUGGESTS USING EPOXY ADHESIVES AND GROUTS. FOR FURTHER INFORMATION PLEASE CONTACT TREND GROUP.**

NEL CASO DI INSTALLAZIONE IN AMBIENTI UMIDI TREND CONSIGLIA DI UTILIZZARE ADESIVI E FUGANTI EPOSSIDICI. PER ULTERIORI INFORMAZIONI CONTATTARE TREND GROUP S.P.A.

EN CAS D'INSTALLATION DANS DES LIEUX HUMIDES, TREND SUGGÈRE L'UTILISATION DES ADHÉSIFS ET JOITS ÉPOXY. POUR D'ULTÉRIEURES INFORMATIONS VEUILLEZ CONTACTER TREND GROUP.






IM NASSBEREICH EMPFEHLT TREND KLEBER UND FUGENMASSE AUF EPOXYBASIS. FÜR WEITERE FRAGEN NEHMEN SIE BITTE MIT IHREM ANSPRECHPARTNER BEI DER FA. TREND GROUP KONTAKT.

PARA LA COLOCACIÓN EN AMBIENTES HÚMEDOS UTILIZAR ADHESIVOS Y MATERIAL DE REJUNTADO EPÓXICOS. PARA AMPLIAR LA INFORMACIÓN CONTACTAR CON TREND GROUP.

В СЛУЧАЕ УКЛАДКИ В МЕСТАХ, СОДЕРЖАЩИХ ВЛАГУ, TREND РЕКОМЕНДУЕТ ИСПОЛЬЗОВАТЬ ЭПОКСИДНЫЙ КЛЕЙ И ЗАТИРКУ. ЗА ДОПОЛНИТЕЛЬНОЙ ИНФОРМАЦИЕЙ ОБРАЩАЙТЕСЬ В TREND GROUP.

**TEST DATA**

CARATTERISTICHE TECNICHE | CARACTÉRISTIQUES TECHNIQUES | TECHNISCHE EIGENSCHAFTEN | CARACTERÍSTICAS TÉCNICAS | ТЕХНИЧЕСКИЙ РАЗДЕЛ

	UNI EN ISO 10545 (13)
RESISTANCE TO CHEMICAL AGENTS RESISTENZA AGLI AGENTI CHIMICI RESISTANCE AUX PRODUITS CHIMIQUES SÄURE- UND LAUGENBESTÄNDIGKEIT RESISTENCIA A LOS AGENTES QUÍMICOS УСТОЙЧИВОСТЬ К ВОЗДЕЙСТВИЮ КИСЛОТ	resistant resistente résistant beständig resistente устойчива
	UNI EN ISO 10545 (9)
RESISTANCE TO THERMAL SHOCKS RESISTENZA AGLI SBALZI TERMICI RESISTANCE AUX CHOCS THERMIQUES TEMPERATURWECHSELBESTÄNDIGKEIT RESISTENCIA A LOS CAMBIOS DE TEMPERATURA УСТОЙЧИВОСТЬ К ПЕРЕПАДАМ ТЕМПЕРАТУРЫ	resistant resistente résistant beständig resistente устойчива
	UNI EN ISO 10545 (3)
WATER ABSORPTION ASSORBIMENTO ACQUA ABSORPTION D'EAU WASSERAUFNAHME ABSORCION DE AGUA ВОДОПОГЛОЩЕНИЕ	none nullo nulle null nula ноль
	DIN 51094
COLOURS RESISTANCE TO FADING RESISTENZA DEI COLORI ALLA LUCE RESISTANCE DES COULEURS A LA LUMIERE FARBBESTÄNDIGKEIT RESISTENCIA DE LOS COLORES A LA LUZ УСТОЙЧИВОСТЬ К СВЕТУ	resistant resistente résistant beständig resistente устойчива
	UNI EN ISO 10545 (12)
FROST RESISTANCE RESISTENZA AL GELO RESISTANCE AU GEL FROSTBESTÄNDIGKEIT RESISTENCIA AL HIELO МОРОЗОУСТОЙЧИВОСТЬ	resistant resistente résistant beständig resistente устойчива

TEST PERFORMED AND REQUIREMENTS	CONCLUSIONS
Range of thickness (ASTM C499)	passes
Facial dimensions (ASTM C499)	passes
Wedging (ASTM C502)	passes
Water absorption (ASTM C373)	passes
Thermal shocks (ASTM C484)	passes
Bond Strenght (ASTM C482)	passes
Crazing (ASTM C424)	passes

**LIBERTY**  
**WEIGHT AND DIMENSIONS**

TABELLA MISURE E PESI | TABLEAU DES POIDS ET DIMENSIONS | GRÖÖBE UND GEWICHTE | TABLA DE MEDIDAS Y PESOS | РАЗМЕРЫ И ВЕС

MODULAR SIZE FORMATO MODULO FORMAT MODULE MODULGRÖÖSE FORMATO MÓDULO Формат модуля	26,2 x 31,03 cm 10 5/16" x 1' 3/16"
SHEETS SIZE DIMENSIONE FOGLI DIMENSION PLAQUES ABMESSUNG DER BLÄTTER MEDIDAS HOJAS РАЗМЕР ЛИСТА	28,1 x 31,03 cm 11 1/6" x 1' 3/16"
THICKNESS SPESSORE EPAISSEUR STÄRKE ESPESOR ТОЛЩИНА	~ 4 mm   5/32"
JOINT GIUNTO JOINT ABMESSUNG DER FUGE JUNTA ШОВ	~ 1 mm   2/48"
WEIGHT PESO POIDS GEWICHT PESO BEC	~10 kg/m <sup>2</sup> · 2 lbs/SQF
Hand-cut   Tagliato a mano   Coupé à la main   Handgeschnitten Cortado a mano   наколотые вручную	
Data are indicative only as it is a hand-cut product. I dati sono indicativi dal momento che si tratta di un prodotto artigianale. Comme il s'agit d'un produit artisanal, ces données n'ont qu'une valeur indicative. Da es sich um handwerkliche Produkte handelt, sind die obenerwähnten Angaben als Richtwerte zu betrachten. Los datos son indicativos por tratarse de un producto artesanal. Материал ручной работы, поэтому данные приблизительные.	

**FOR THE APPLICATION IN HUMID ZONES, TREND SUGGESTS USING EPOXY ADHESIVES AND GROUTS. FOR FURTHER INFORMATION PLEASE CONTACT TREND GROUP.**

NEL CASO DI INSTALLAZIONE IN AMBIENTI UMIDI TREND CONSIGLIA DI UTILIZZARE ADESIVI E FUGANTI EPOSSIDICI. PER ULTERIORI INFORMAZIONI CONTATTARE TREND GROUP S.P.A.

EN CAS D'INSTALLATION DANS DES LIEUX HUMIDES, TREND SUGGÈRE L'UTILISATION DES ADHÉSIFS ET JOITS ÉPOXY. POUR D'ULTÉRIEURES INFORMATIONS VEUILLEZ CONTACTER TREND GROUP.






IM NASSBEREICH EMPFEHLT TREND KLEBER UND FUGENMASSE AUF EPOXYBASIS. FÜR WEITERE FRAGEN NEHMEN SIE BITTE MIT IHREM ANSPRECHPARTNER BEI DER FA. TREND GROUP KONTAKT.

PARA LA COLOCACIÓN EN AMBIENTES HÚMEDOS UTILIZAR ADHESIVOS Y MATERIAL DE REJUNTADO EPÓXICOS. PARA AMPLIAR LA INFORMACIÓN CONTACTAR CON TREND GROUP.

В СЛУЧАЕ УКЛАДКИ В МЕСТАХ, СОДЕРЖАЩИХ ВЛАГУ, TREND РЕКОМЕНДУЕТ ИСПОЛЬЗОВАТЬ ЭПОКСИДНЫЙ КЛЕЙ И ЗАТИРКУ. ЗА ДОПОЛНИТЕЛЬНОЙ ИНФОРМАЦИЕЙ ОБРАЩАЙТЕСЬ В TREND GROUP.

**TEST DATA**

CARATTERISTICHE TECNICHE | CARACTÉRISTIQUES TECHNIQUES | TECHNISCHE EIGENSCHAFTEN | CARACTERÍSTICAS TÉCNICAS | ТЕХНИЧЕСКИЙ РАЗДЕЛ

	UNI EN ISO 10545 (13)
RESISTANCE TO CHEMICAL AGENTS RESISTENZA AGLI AGENTI CHIMICI RESISTANCE AUX PRODUITS CHIMIQUES SÄURE- UND LAUGENBESTÄNDIGKEIT RESISTENCIA A LOS AGENTES QUÍMICOS УСТОЙЧИВОСТЬ К ВОЗДЕЙСТВИЮ КИСЛОТ	resistant resistente résistant beständig resistente устойчива
	UNI EN ISO 10545 (9)
RESISTANCE TO THERMAL SHOCKS RESISTENZA AGLI SBALZI TERMICI RESISTANCE AUX CHOCS THERMIQUES TEMPERATURWECHSELBESTÄNDIGKEIT RESISTENCIA A LOS CAMBIOS DE TEMPERATURA УСТОЙЧИВОСТЬ К ПЕРЕПАДАМ ТЕМПЕРАТУРЫ	resistant resistente résistant beständig resistente устойчива
	UNI EN ISO 10545 (3)
WATER ABSORPTION ASSORBIMENTO ACQUA ABSORPTION D'EAU WASSERAUFNAHME ABSORCION DE AGUA ВОДОПОГЛОЩЕНИЕ	none nullo nulle null nula ноль
	DIN 51094
COLOURS RESISTANCE TO FADING RESISTENZA DEI COLORI ALLA LUCE RESISTANCE DES COULEURS A LA LUMIERE FARBBESTÄNDIGKEIT RESISTENCIA DE LOS COLORES A LA LUZ УСТОЙЧИВОСТЬ К СВЕТУ	resistant resistente résistant beständig resistente устойчива
	UNI EN ISO 10545 (12)
FROST RESISTANCE RESISTENZA AL GELO RESISTANCE AU GEL FROSTBESTÄNDIGKEIT RESISTENCIA AL HIELO МОРОЗОУСТОЙЧИВОСТЬ	resistant resistente résistant beständig resistente устойчива

TEST PERFORMED AND REQUIREMENTS	CONCLUSIONS
Range of thickness (ASTM C499)	passes
Facial dimensions (ASTM C499)	passes
Wedging (ASTM C502)	passes
Water absorption (ASTM C373)	passes
Thermal shocks (ASTM C484)	passes
Bond Strenght (ASTM C482)	passes
Crazing (ASTM C424)	passes

**METROPOLIS**  
**WEIGHT AND DIMENSIONS**

TABELLA MISURE E PESI | TABLEAU DES POIDS ET DIMENSIONS |  
GRÖßE UND GEWICHTE | TABLA DE MEDIDAS Y PESOS | РАЗМЕРЫ И ВЕС

MODULAR SIZE FORMATO MODULO FORMAT MODULE MODULGRÖSSE FORMATO MÓDULO Формат модуля	30,8 x 28,8 cm 12 1/4" x 11 1/4"
SHEETS SIZE DIMENSIONE FOGLI DIMENSION PLAQUES ABMESSUNG DER BLÄTTER MEDIDAS HOJAS РАЗМЕР ЛИСТА	32,5 x 28,8 cm 12 7/8" x 11 1/4"
THICKNESS SPESSORE EPAISSEUR STÄRKE ESPESOR ТОЛЩИНА	~ 4 mm   5/32"
JOINT GIUNTO JOINT ABMESSUNG DER FUGE JUNTA ШОВ	~ 1 mm   2/48"
WEIGHT PESO POIDS GEWICHT PESO BEC	~10 kg/m <sup>2</sup>   1.6 lbs/SQF
Hand-cut   Tagliato a mano   Coupé à la main   Handgeschnitten Cortado a mano   наколотые вручную	
Data are indicative only as it is a hand-cut product. I dati sono indicativi dal momento che si tratta di un prodotto artigianale. Comme il s'agit d'un produit artisanal, ces données n'ont qu'une valeur indicative. Da es sich um handwerkliche Produkte handelt, sind die obenerwähnten Angaben als Richtwerte zu betrachten. Los datos son indicativos por tratarse de un producto artesanal. Материал ручной работы, поэтому данные приблизительные.	

**FOR THE APPLICATION IN HUMID ZONES, TREND SUGGESTS USING EPOXY ADHESIVES AND GROUTS. FOR FURTHER INFORMATION PLEASE CONTACT TREND GROUP.**

NEL CASO DI INSTALLAZIONE IN AMBIENTI UMIDI TREND CONSIGLIA DI UTILIZZARE ADESIVI E FUGANTI EPOSSIDICI. PER ULTERIORI INFORMAZIONI CONTATTARE TREND GROUP S.P.A.

EN CAS D'INSTALLATION DANS DES LIEUX HUMIDES, TREND SUGGÈRE L'UTILISATION DES ADHÉSIFS ET JOITS ÉPOXY. POUR D'ULTÉRIEURES INFORMATIONS VEUILLEZ CONTACTER TREND GROUP.






IM NASSBEREICH EMPFEHLT TREND KLEBER UND FUGENMASSE AUF EPOXYBASIS. FÜR WEITERE FRAGEN NEHMEN SIE BITTE MIT IHREM ANSPRECHPARTNER BEI DER FA. TREND GROUP KONTAKT.

PARA LA COLOCACIÓN EN AMBIENTES HÚMEDOS UTILIZAR ADHESIVOS Y MATERIAL DE REJUNTADO EPÓXICOS. PARA AMPLIAR LA INFORMACIÓN CONTACTAR CON TREND GROUP.

В СЛУЧАЕ УКЛАДКИ В МЕСТАХ, СОДЕРЖАЩИХ ВЛАГУ, TREND РЕКОМЕНДУЕТ ИСПОЛЬЗОВАТЬ ЭПОКСИДНЫЙ КЛЕЙ И ЗАТИРКУ. ЗА ДОПОЛНИТЕЛЬНОЙ ИНФОРМАЦИЕЙ ОБРАЩАЙТЕСЬ В TREND GROUP.

**TEST DATA**

CARATTERISTICHE TECNICHE | CARACTÉRISTIQUES TECHNIQUES |  
TECHNISCHE EIGENSCHAFTEN | CARACTERÍSTICAS TÉCNICAS |  
ТЕХНИЧЕСКИЙ РАЗДЕЛ

	UNI EN ISO 10545 (13)
RESISTANCE TO CHEMICAL AGENTS RESISTENZA AGLI AGENTI CHIMICI RESISTANCE AUX PRODUITS CHIMIQUES SÄURE- UND LAUGENBESTÄNDIGKEIT RESISTENCIA A LOS AGENTES QUÍMICOS УСТОЙЧИВОСТЬ К ВОЗДЕЙСТВИЮ КИСЛОТ	resistant resistente résistant beständig resistente устойчива
	UNI EN ISO 10545 (9)
RESISTANCE TO THERMAL SHOCKS RESISTENZA AGLI SBALZI TERMICI RESISTANCE AUX CHOCS THERMIQUES TEMPERATURWECHSELBESTÄNDIGKEIT RESISTENCIA A LOS CAMBIOS DE TEMPERATURA УСТОЙЧИВОСТЬ К ПЕРЕПАДАМ ТЕМПЕРАТУРЫ	resistant resistente résistant beständig resistente устойчива
	UNI EN ISO 10545 (3)
WATER ABSORPTION ASSORBIMENTO ACQUA ABSORPTION D'EAU WASSERAUFNAHME ABSORCION DE AGUA ВОДОПОГЛОЩЕНИЕ	none nullo nulle null nula ноль
	DIN 51094
COLOURS RESISTANCE TO FADING RESISTENZA DEI COLORI ALLA LUCE RESISTANCE DES COULEURS A LA LUMIERE FARBBESTÄNDIGKEIT RESISTENCIA DE LOS COLORES A LA LUZ УСТОЙЧИВОСТЬ К СВЕТУ	resistant resistente résistant beständig resistente устойчива
	UNI EN ISO 10545 (12)
FROST RESISTANCE RESISTENZA AL GELO RESISTANCE AU GEL FROSTBESTÄNDIGKEIT RESISTENCIA AL HIELO МОРОЗОУСТОЙЧИВОСТЬ	resistant resistente résistant beständig resistente устойчива

**TEST ASTM**

TEST PERFORMED AND REQUIREMENTS	CONCLUSIONS
Range of thickness (ASTM C499)	passes
Facial dimensions (ASTM C499)	passes
Wedging (ASTM C502)	passes
Water absorption (ASTM C373)	passes
Thermal shocks (ASTM C484)	passes
Bond Strenght (ASTM C482)	passes
Crazing (ASTM C424)	passes

**SUBWAY**

**WEIGHT AND DIMENSIONS**

TABELLA MISURE E PESI | TABLEAU DES POIDS ET DIMENSIONS |  
GRÖßE UND GEWICHTE | TABLA DE MEDIDAS Y PESOS | РАЗМЕРЫ И ВЕС

SIZE FORMATO FORMAT FORMAT TAMAÑO РАЗМЕР	7,5 x 15 cm 3" x 6"
THICKNESS SPESSORE EPAISSEUR STÄRKE ESPESOR ТОЛЩИНА	~ 4 mm   5/32"
JOINT GIUNTO JOINT ABMESSUNG DER FUGE JUNTA ШОВ	~ 1 mm   2/48"
WEIGHT PESO POIDS GEWICHT PESO BEC	~10 kg/m <sup>2</sup>   2 lbs/SQF
QUANTITY PER BOX QUANTITÀ PER SCATOLA QUANTITE PAR CARTON QUANTITÄT PRO KARTON CANTIDAD POR CAJA КОЛИЧЕСТВО В ОДНОЙ КОРОБКЕ	1 BOX SUBWAY = 22 pcs  1 BOX SUBWAY MIRAGE = 10 pcs
Hand-cut   Tagliato a mano   Coupé à la main   Handgeschnitten Cortado a mano   наколотые вручную	
Data are indicative only as it is a hand-cut product. I dati sono indicativi dal momento che si tratta di un prodotto artigianale. Comme il s'agit d'un produit artisanal, ces données n'ont qu'une valeur indicative. Da es sich um handwerkliche Produkte handelt, sind die obenerwähnten Angaben als Richtwerte zu betrachten. Los datos son indicativos por tratarse de un producto artesanal. Материал ручной работы, поэтому данные приблизительные.	

**FOR THE APPLICATION IN HUMID ZONES, TREND SUGGESTS USING EPOXY ADHESIVES AND GROUTS. FOR FURTHER INFORMATION PLEASE CONTACT TREND GROUP.**

NEL CASO DI INSTALLAZIONE IN AMBIENTI UMIDI TREND CONSIGLIA DI UTILIZZARE ADESIVI E FUGANTI EPOSSIDICI. PER ULTERIORI INFORMAZIONI CONTATTARE TREND GROUP S.P.A.

EN CAS D'INSTALLATION DANS DES LIEUX HUMIDES, TREND SUGGÈRE L'UTILISATION DES ADHÉSIFS ET JOITS ÉPOXY. POUR D'ULTÉRIEURES INFORMATIONS VEUILLEZ CONTACTER TREND GROUP.






IM NASSBEREICH EMPFEHLT TREND KLEBER UND FUGENMASSE AUF EPOXYBASIS. FÜR WEITERE FRAGEN NEHMEN SIE BITTE MIT IHREM ANSPRECHPARTNER BEI DER FA. TREND GROUP KONTAKT.

PARA LA COLOCACIÓN EN AMBIENTES HÚMEDOS UTILIZAR ADHESIVOS Y MATERIAL DE REJUNTADO EPÓXICOS. PARA AMPLIAR LA INFORMACIÓN CONTACTAR CON TREND GROUP.

В СЛУЧАЕ УКЛАДКИ В МЕСТАХ, СОДЕРЖАЩИХ ВЛАГУ, TREND РЕКОМЕНДУЕТ ИСПОЛЬЗОВАТЬ ЭПОКСИДНЫЙ КЛЕЙ И ЗАТИРКУ. ЗА ДОПОЛНИТЕЛЬНОЙ ИНФОРМАЦИЕЙ ОБРАЩАЙТЕСЬ В TREND GROUP.

**TEST DATA**

CARATTERISTICHE TECNICHE | CARACTÉRISTIQUES TECHNIQUES |  
TECHNISCHE EIGENSCHAFTEN | CARACTERÍSTICAS TÉCNICAS |  
ТЕХНИЧЕСКИЙ РАЗДЕЛ

	UNI EN ISO 10545 (13)
RESISTANCE TO CHEMICAL AGENTS RESISTENZA AGLI AGENTI CHIMICI RESISTANCE AUX PRODUITS CHIMIQUES SÄURE- UND LAUGENBESTÄNDIGKEIT RESISTENCIA A LOS AGENTES QUÍMICOS УСТОЙЧИВОСТЬ К ВОЗДЕЙСТВИЮ КИСЛОТ	resistant resistente résistant beständig resistente устойчива
	UNI EN ISO 10545 (9)
RESISTANCE TO THERMAL SHOCKS RESISTENZA AGLI SBALZI TERMICI RESISTANCE AUX CHOCS THERMIQUES TEMPERATURWECHSELBESTÄNDIGKEIT RESISTENCIA A LOS CAMBIOS DE TEMPERATURA УСТОЙЧИВОСТЬ К ПЕРЕПАДАМ ТЕМПЕРАТУРЫ	resistant resistente résistant beständig resistente устойчива
	UNI EN ISO 10545 (3)
WATER ABSORPTION ASSORBIMENTO ACQUA ABSORPTION D'EAU WASSERAUFNAHME ABSORCION DE AGUA ВОДОПОГЛОЩЕНИЕ	none nullo nulle null nula ноль
	DIN 51094
COLOURS RESISTANCE TO FADING RESISTENZA DEI COLORI ALLA LUCE RESISTANCE DES COULEURS A LA LUMIERE FARBBESTÄNDIGKEIT RESISTENCIA DE LOS COLORES A LA LUZ УСТОЙЧИВОСТЬ К СВЕТУ	resistant resistente résistant beständig resistente устойчива
	UNI EN ISO 10545 (12)
FROST RESISTANCE RESISTENZA AL GELO RESISTANCE AU GEL FROSTBESTÄNDIGKEIT RESISTENCIA AL HIELO МОРОЗОУСТОЙЧИВОСТЬ	resistant resistente résistant beständig resistente устойчива

**TEST ASTM**

TEST PERFORMED AND REQUIREMENTS	CONCLUSIONS
Range of thickness (ASTM C499)	passes
Facial dimensions (ASTM C499)	passes
Wedging (ASTM C502)	passes
Water absorption (ASTM C373)	passes
Thermal shocks (ASTM C484)	passes
Bond Strenght (ASTM C482)	passes
Crazing (ASTM C424)	passes

**SUPREME**  
**WEIGHT AND DIMENSIONS**

TABELLA MISURE E PESI | TABLEAU DES POIDS ET DIMENSIONS |  
GRÖßE UND GEWICHTE | TABLA DE MEDIDAS Y PESOS | РАЗМЕРЫ И ВЕС

SIZE FORMATO FORMAT FORMAT TAMAÑO РАЗМЕР	MAXIMUN SIZE 60 x 30 cm   24" x 12"
THICKNESS SPESSORE EPAISSEUR STÄRKE ESPESOR ТОЛЩИНА	~ 4 mm   5/32"
JOINT GIUNTO JOINT ABMESSUNG DER FUGE JUNTA ШОВ	~ 1 mm   2/48"
WEIGHT PESO POIDS GEWICHT PESO ВЕС	10 kg/m2   2 lbs/sqf
Hand-cut   Tagliato a mano   Coupé à la main   Handgeschnitten Cortado a mano   наколотые вручную	
Data are indicative only as it is a hand-cut product. I dati sono indicativi dal momento che si tratta di un prodotto artigianale. Comme il s'agit d'un produit artisanal, ces données n'ont qu'une valeur indicative. Da es sich um handwerkliche Produkte handelt, sind die obenerwähnten Angaben als Richtwerte zu betrachten. Los datos son indicativos por tratarse de un producto artesanal. Материал ручной работы, поэтому данные приблизительные.	

**FOR THE APPLICATION IN HUMID ZONES, TREND SUGGESTS USING EPOXY ADHESIVES AND GROUTS. FOR FURTHER INFORMATION PLEASE CONTACT TREND GROUP.**

NEL CASO DI INSTALLAZIONE IN AMBIENTI UMIDI TREND CONSIGLIA DI UTILIZZARE ADESIVI E FUGANTI EPOSSIDICI. PER ULTERIORI INFORMAZIONI CONTATTARE TREND GROUP S.P.A.

EN CAS D'INSTALLATION DANS DES LIEUX HUMIDES, TREND SUGGÈRE L'UTILISATION DES ADHÉSIFS ET JOITS ÉPOXY. POUR D'ULTÉRIEURES INFORMATIONS VEUILLEZ CONTACTER TREND GROUP.






IM NASSBEREICH EMPFEHLT TREND KLEBER UND FUGENMASSE AUF EPOXYBASIS. FÜR WEITERE FRAGEN NEHMEN SIE BITTE MIT IHREM ANSPRECHPARTNER BEI DER FA. TREND GROUP KONTAKT.

PARA LA COLOCACIÓN EN AMBIENTES HÚMEDOS UTILIZAR ADHESIVOS Y MATERIAL DE REJUNTADO EPÓXICOS. PARA AMPLIAR LA INFORMACIÓN CONTACTAR CON TREND GROUP.

В СЛУЧАЕ УКЛАДКИ В МЕСТАХ, СОДЕРЖАЩИХ ВЛАГУ, TREND РЕКОМЕНДУЕТ ИСПОЛЬЗОВАТЬ ЭПОКСИДНЫЙ КЛЕЙ И ЗАТИРКУ. ЗА ДОПОЛНИТЕЛЬНОЙ ИНФОРМАЦИЕЙ ОБРАЩАЙТЕСЬ В TREND GROUP.

**TEST DATA**

CARATTERISTICHE TECNICHE | CARACTÉRISTIQUES TECHNIQUES |  
TECHNISCHE EIGENSCHAFTEN | CARACTERÍSTICAS TÉCNICAS |  
ТЕХНИЧЕСКИЙ РАЗДЕЛ

	UNI EN ISO 10545 (13)	RESISTANCE TO CHEMICAL AGENTS RESISTENZA AGLI AGENTI CHIMICI RESISTANCE AUX PRODUITS CHIMIQUES SÄURE- UND LAUGENBESTÄNDIGKEIT RESISTENCIA A LOS AGENTES QUÍMICOS УСТОЙЧИВОСТЬ К ВОЗДЕЙСТВИЮ КИСЛОТ	resistant resistente résistant beständig resistente устойчива
	UNI EN ISO 10545 (9)	RESISTANCE TO THERMAL SHOCKS RESISTENZA AGLI SBALZI TERMICI RESISTANCE AUX CHOCS THERMIQUES TEMPERATURWECHSELBESTÄNDIGKEIT RESISTENCIA A LOS CAMBIOS DE TEMPERATURA УСТОЙЧИВОСТЬ К ПЕРЕПАДАМ ТЕМПЕРАТУРЫ	resistant resistente résistant beständig resistente устойчива
	UNI EN ISO 10545 (3)	WATER ABSORPTION ASSORBIMENTO ACQUA ABSORPTION D'EAU WASSERAUFNAHME ABSORCION DE AGUA ВОДОПОГЛОЩЕНИЕ	none nullo nulle null nula ноль
	DIN 51094	COLOURS RESISTANCE TO FADING RESISTENZA DEI COLORI ALLA LUCE RESISTANCE DES COULEURS A LA LUMIERE FARBBESTÄNDIGKEIT RESISTENCIA DE LOS COLORES A LA LUZ УСТОЙЧИВОСТЬ К СВЕТУ	resistant resistente résistant beständig resistente устойчива
	UNI EN ISO 10545 (12)	FROST RESISTANCE RESISTENZA AL GELO RESISTANCE AU GEL FROSTBESTÄNDIGKEIT RESISTENCIA AL HIELO МОРОЗОУСТОЙЧИВОСТЬ	resistant resistente résistant beständig resistente устойчива

**TEST ASTM**

TEST PERFORMED AND REQUIREMENTS	CONCLUSIONS
Range of thickness (ASTM C499)	passes
Facial dimensions (ASTM C499)	passes
Wedging (ASTM C502)	passes
Water absorption (ASTM C373)	passes
Thermal shocks (ASTM C484)	passes
Bond Strenght (ASTM C482)	passes
Crazing (ASTM C424)	passes

**IMMENSE®**  
**WEIGHT AND DIMENSIONS**

TABELLA MISURE E PESI | TABLEAU DES POIDS ET DIMENSIONS |  
GRÖßE UND GEWICHTE | TABLA DE MEDIDAS Y PESOS | РАЗМЕРЫ И ВЕС

MODULAR SIZE FORMATO MODULO FORMAT MODULE MODULGRÖßE FORMATO MÓDULO ФОРМАТ М ОДУЛЯ	IMMENSE® FOLIAGE 30,4 x 25,42 cm   11 7/8" x 9 7/8"  IMMENSE® EFFECT 18,6 x 32,2 cm   7 3/8" x 12 5/8"  IMMENSE® PARALLELES 31,2 x 30,6 cm   12 1/4" x 12"  w SYMMETRY 32,2 x 24,8 cm   12 5/8" x 9 3/4"
THICKNESS SPESSORE EPAISSEUR STÄRKE ESPESOR ТОЛЩИНА	~ 4 mm   5/32"
JOINT GIUNTO JOINT ABMESSUNG DER FUGE JUNTA ШОВ	~ 1 mm   2/48"
WEIGHT PESO POIDS GEWICHT PESO ВЕС	~10 kg/m²   1.6 lbs/SQF
Hand-cut   Tagliato a mano   Coupé à la main   Handgeschnitten Cortado a mano   наколотые вручную	
Data are indicative only as it is a hand-cut product. I dati sono indicativi dal momento che si tratta di un prodotto artigianale. Comme il s'agit d'un produit artisanal, ces données n'ont qu'une valeur indicative. Da es sich um handwerkliche Produkte handelt, sind die obenerwähnten Angaben als Richtwerte zu betrachten. Los datos son indicativos por tratarse de un producto artesanal. Материал ручной работы, поэтому данные приблизительные.	

**FOR THE APPLICATION IN HUMID ZONES, TREND SUGGESTS USING EPOXY ADHESIVES AND GROUTS. FOR FURTHER INFORMATION PLEASE CONTACT TREND GROUP.**

NEL CASO DI INSTALLAZIONE IN AMBIENTI UMIDI TREND CONSIGLIA DI UTILIZZARE ADESIVI E FUGANTI EPOSSIDICI. PER ULTERIORI INFORMAZIONI CONTATTARE TREND GROUP S.P.A.

EN CAS D'INSTALLATION DANS DES LIEUX HUMIDES, TREND SUGGÈRE L'UTILISATION DES ADHÉSIFS ET JOITS ÉPOXY. POUR D'ULTÉRIEURES INFORMATIONS VEUILLEZ CONTACTER TREND GROUP.






IM NASSBEREICH EMPFEHLT TREND KLEBER UND FUGENMASSE AUF EPOXYBASIS. FÜR WEITERE FRAGEN NEHMEN SIE BITTE MIT IHREM ANSPRECHPARTNER BEI DER FA. TREND GROUP KONTAKT.

PARA LA COLOCACIÓN EN AMBIENTES HÚMEDOS UTILIZAR ADHESIVOS Y MATERIAL DE REJUNTADO EPÓXICOS. PARA AMPLIAR LA INFORMACIÓN CONTACTAR CON TREND GROUP.

В СЛУЧАЕ УКЛАДКИ В МЕСТАХ, СОДЕРЖАЩИХ ВЛАГУ, TREND РЕКОМЕНДУЕТ ИСПОЛЬЗОВАТЬ ЭПОКСИДНЫЙ КЛЕЙ И ЗАТИРКУ. ЗА ДОПОЛНИТЕЛЬНОЙ ИНФОРМАЦИЕЙ ОБРАЩАЙТЕСЬ В TREND GROUP.

**TEST DATA**

CARATTERISTICHE TECNICHE | CARACTÉRISTIQUES TECHNIQUES |  
TECHNISCHE EIGENSCHAFTEN | CARACTERÍSTICAS TÉCNICAS |  
ТЕХНИЧЕСКИЙ РАЗДЕЛ

	UNI EN ISO 10545 (13)	RESISTANCE TO CHEMICAL AGENTS RESISTENZA AGLI AGENTI CHIMICI RESISTANCE AUX PRODUITS CHIMIQUES SÄURE- UND LAUGENBESTÄNDIGKEIT RESISTENCIA A LOS AGENTES QUÍMICOS УСТОЙЧИВОСТЬ К ВОЗДЕЙСТВИЮ КИСЛОТ	resistant resistente résistant beständig resistente устойчива
	UNI EN ISO 10545 (9)	RESISTANCE TO THERMAL SHOCKS RESISTENZA AGLI SBALZI TERMICI RESISTANCE AUX CHOCS THERMIQUES TEMPERATURWECHSELBESTÄNDIGKEIT RESISTENCIA A LOS CAMBIOS DE TEMPERATURA УСТОЙЧИВОСТЬ К ПЕРЕПАДАМ ТЕМПЕРАТУРЫ	resistant resistente résistant beständig resistente устойчива
	UNI EN ISO 10545 (3)	WATER ABSORPTION ASSORBIMENTO ACQUA ABSORPTION D'EAU WASSERAUFNAHME ABSORCION DE AGUA ВОДОПОГЛОЩЕНИЕ	none nullo nulle null nula ноль
	DIN 51094	COLORS RESISTANCE TO FADING RESISTENZA DEI COLORI ALLA LUCE RESISTANCE DES COULEURS A LA LUMIERE FARBBESTÄNDIGKEIT RESISTENCIA DE LOS COLORES A LA LUZ УСТОЙЧИВОСТЬ К СВЕТУ	resistant resistente résistant beständig resistente устойчива
	UNI EN ISO 10545 (12)	FROST RESISTANCE RESISTENZA AL GELO RESISTANCE AU GEL FROSTBESTÄNDIGKEIT RESISTENCIA AL HIELO МОРОЗОУСТОЙЧИВОСТЬ	resistant resistente résistant beständig resistente устойчива

**TEST ASTM**

TEST PERFORMED AND REQUIREMENTS	CONCLUSIONS
Range of thickness (ASTM C499)	passes
Facial dimensions (ASTM C499)	passes
Wedging (ASTM C502)	passes
Water absorption (ASTM C373)	passes
Thermal shocks (ASTM C484)	passes
Bond Strenght (ASTM C482)	passes
Crazing (ASTM C424)	passes

# SPECIFICATIONS

##### KARMA

Fused coloured and transparent drawn glass mosaic, obtained with the craftsmanship working of a glass slab with the application of a silver foil back side, cut by hand in the shape of 2 x 2 cm, 2 x 4 cm, 4 x 4 and 4 x 8 cm tiles, with a thickness of approximately 4 mm, assembled on a TREND plus support of various formats 31,6 x 31,6 cm, 29,3 x 29,3, 29,3 x 31,6, 29,3 x 29,5 cm, with an approximately 1 mm joint and an overall weight of approximately 10 kg/m2. Composite with 25% quality materials, pre-consumer recycled glass and 75% post-consumer recycled glass.

##### LIBERTY

Fused coloured and transparent drawn glass mosaic, obtained with the craftsmanship working of a glass slab with the application of a silver foil back side, cut by hand and assembled based on the design with 1 x 1 cm, 2 x 1 cm, 2 x 4 cm, 4 x 1 cm and 4 x 4 cm tiles with a thickness of approximately 4 mm, assembled on a TREND plus support with a 26,2 x 31.01 cm module and a 28.1 x 31.03 cm sheet, with an approximately 1 mm joint and an overall weight of approximately 10 kg/m2. Composite with 25% quality materials, pre-consumer recycled glass and 75% post-consumer recycled glass.

##### METROPOLIS

Fused coloured and transparent drawn glass mosaic, obtained with the craftsmanship working of a glass slab with the application of a silver foil back side, cut by hand and assembled based on the design with 2 x 4 cm, 2 x 6 cm, 2 x 10 cm, 3 x 1 cm, 3 x 4 cm, 3 x 10 cm, 3 x 15 cm, 4 x 6 cm, 4 x 8 cm e 4 x 10 cm, with a thickness of approximately 4 mm, assembled on a TREND plus support with a 30,8 x 28,8 cm module and 32,5 x 28,8 cm sheet, with an approximately 2 mm joint and an overall weight of approximately 10 kg/m2. Composite with 25% quality materials, pre-consumer recycled glass and 75% post-consumer recycled glass.

##### SUBWAY

Fused coloured and transparent drawn glass tile, obtained with the craftsmanship working of a glass slab with the application of a silver foil back side, cut by hand in the shape of 7,5 x 15 cm tiles with a thickness of approximately 4 mm and an overall weight of approximately 10 kg/m2. Composite with 25% quality materials, pre-consumer recycled glass and 75% post-consumer recycled glass.

##### SUPREME

Fused coloured and transparent drawn glass tile veined with enamels and aventurine glaze, obtained with the craftsmanship working of a glass slab with the application of a silver foil back side. Cut by hand in various shapes up to the maximum size of 30 x 60 cm. Thickness of approximately 4 mm and an overall weight of approximately 10 kg/m2. Composite with 25% quality materials, pre-consumer recycled glass and 75% post-consumer recycled glass.

##### IMMENSE®

Fused coloured and transparent drawn glass tile, obtained with the craftsmanship working of a glass slab with the application of a silver foil back side. Cut by hand and assembled based on the design with tiles of various sizes and patterns. Thickness of approximately 4 mm, assembled on TREND plus support with the following module dimensions: FOLIAGE 30,4 x 25,4 cm, EFFECT 18,6 x 32,2 cm, PARALLELS 31,2 x 30,6 cm and SYMMETRY 30,2 x 24,8 cm. With an approximately 1 mm joint and an overall weight of approximately 10 kg/m2. Composite with 25% quality materials, pre-consumer recycled glass and 75% post-consumer recycled glass.

## VOCI DI CAPITOLATO

##### KARMA

Mosaico di vetro tirato, trasparente e colorato in fusione, ottenuto dalla lavorazione artigianale di una piastra di vetro con l'applicazione sulla faccia retrostante di una lamina argentata, tagliata a mano sotto forma di tessere di dimensione 2 x 2 cm, 2 x 4 cm, 4 x 4 cm e 4 x 8 cm, per uno spessore di circa 4 mm, assemblata su supporto TREND plus, in diversi formati 31,6 x 31,6 cm, 29,3 x 29,3 cm, 29,3 x 31,6 cm, 29,3 x 29,5 cm, con fuga pari a circa 1 mm e un peso complessivo di circa 10 kg/m2. Composto al 25% di materiale nobile, vetro riciclato pre-consumo e al 75% vetro riciclato post-consumo.

##### LIBERTY

Mosaico di vetro tirato, trasparente e colorato in fusione, ottenuto dalla lavorazione artigianale di una piastra di vetro con l'applicazione sulla faccia retrostante di una lamina argentata, tagliata a mano e assemblato a disegno con tessere di dimensione 1 x 1 cm, 2 x 1 cm, 2 x 2 cm, 2 x 4 cm, 4 x 1 cm e 4 x 4 cm per uno spessore di circa 4 mm, assemblata su supporto TREND plus con modulo di dimensioni 26,2 x 31,03 cm e foglio di dimensioni 28,1 x 31,03 cm, con fuga pari a circa 1 mm e un peso complessivo di circa 10 kg/m2. Composto al 25% di materiale nobile, vetro riciclato pre-consumo e al 75% vetro riciclato post-consumo.

##### METROPOLIS

Mosaico di vetro tirato, trasparente e colorato in fusione, ottenuto dalla lavorazione artigianale di una piastra di vetro con l'applicazione sulla faccia retrostante di una lamina argentata, tagliata a mano e assemblato a disegno con tessere di dimensione 2 x 4 cm, 2 x 6 cm, 2 x 10 cm, 3 x 1 cm, 3 x 4 cm, 3 x 10 cm, 3 x 15 cm, 4 x 6 cm, 4 x 8 cm e 4 x 10 cm, per uno spessore di circa 4 mm, assemblata su supporto TREND plus con modulo di dimensioni 30,8 x 28,8 cm e foglio di dimensioni 32,5 x 28,8 cm, con fuga pari a circa 2 mm e un peso complessivo di circa 10 kg/m2 Composto al 25% di materiale nobile, vetro riciclato pre-consumo e al 75% vetro riciclato post-consumo.

##### SUBWAY

Lastre di vetro tirato, trasparente e colorato in fusione, ottenuto dalla lavorazione artigianale di una piastra di vetro con l'applicazione sulla faccia retrostante di una lamina argentata, tagliata a mano di dimensione 7,5 x 15 cm, con uno spessore di circa 4 mm e un peso complessivo di circa 10 kg/m2.

Composto al 25% di materiale nobile, vetro riciclato pre-consumo e al 75% vetro riciclato post-consumo.

##### SUPREME

Lastre di vetro tirato, trasparente e colorato in fusione, venato di smalti e avventurina, ottenuto dalla lavorazione artigianale di una piastra di vetro e con l'applicazione sulla faccia retrostante di una lamina argentata. Tagliata a mano artigianalmente in varie dimensioni fino alla dimensione massima di 30 x 60 cm. Spessore di circa 4 mm e un peso complessivo di circa 10 kg/m2.

Composto al 25% di materiale nobile, vetro riciclato pre-consumo e al 75% vetro riciclato post-consumo.

##### IMMENSE®

Mosaico di vetro tirato, trasparente e colorato in fusione, ottenuto dalla lavorazione artigianale di una piastra di vetro con l'applicazione sulla faccia retrostante di una lamina argentata, tagliata a mano e assemblato a disegno con tessere di varie dimensioni e pattern per uno spessore di circa 4 mm, assemblata su supporto TREND plus con modulo con le seguenti dimensioni: FOLIAGE 30,4 x 25,4 cm, EFFECT 18,6 x 32,2 cm, PARALLELS 31,2 x 30,6 cm e SYMMETRY 30,2 x 24,8 cm. Fuga pari a circa 1 mm e un peso complessivo di circa 10 kg/m2. Composto al 25% di materiale nobile, vetro riciclato pre-consumo e al 75% vetro riciclato post-consumo.

## ARTICLES DE CAHIER DES CHARGES

##### KARMA

Mosaïque en verre étiré, transparent et coloré en fusion, obtenue à partir du travail artisanal d’une plaque de verre avec l’application d’une feuille argentée sur l’arrière, coupée à la main sous forme de tesselles de dimension 2 x 2, 2 x 4, 4 x 4 et 4 x 8 cm, pour une épaisseur d’environ 4 mm, assemblée sur support TREND plus, en différents formats 31,6 x 31,6 cm, 29,3 x 29,3 cm, 29,3 x 31,6 cm, 29,3 x 29,5 cm, avec joint équivalent à environ 1 mm et poids total d’environ 10 kg/m2. Composée à 25% de matériel noble, verre recyclé pré-consommation et à 75% de verre recyclé post-consommation.

##### LIBERTY

Mosaïque en verre étiré, transparent et coloré en fusion, obtenue à partir du travail artisanal d’une plaque de verre avec l’application d’une feuille argentée sur l’arrière, coupée à la main et assemblée en dessins avec des tesselles de dimension 1 x 1, 2 x 1, 2 x 2, 2 x 4, 4 x 1 et 4 x 4 cm, pour une épaisseur d’environ 4 mm, assemblée sur support TREND plus avec feuille de dimensions 26,2 x 31,03 cm et feuille de dimensions 28,1 x 31,03 cm, avec joint équivalent à environ 1 mm et poids total d’environ 10 kg/m2. Composée à 25% de matériel noble, verre recyclé pré-consommation et à 75% de verre recyclé post-consommation.

##### METROPOLIS

Mosaïque en verre étiré, transparent et coloré en fusion, obtenue à partir du travail artisanal d’une plaque de verre avec l’application d’une feuille argentée sur l’arrière, coupée à la main et assemblée en dessins avec des tesselles de dimension 2 x 4 cm, 2 x 6 cm, 2 x 10 cm, 3 x 1 cm, 3 x 4 cm, 3 x 10 cm, 3 x 15 cm, 4 x 6 cm, 4 x 8 cm et 4 x 10 cm, pour une épaisseur d’environ 4 mm, assemblée sur support TREND plus avec feuille de dimensions 30,8 x 28,8 cm et feuille de dimensions 32,5 x 28,8 cm, avec joint équivalent à environ 2 mm et poids total d’environ 10 kg/m2. Composée à 25% de matériel noble, verre recyclé pré-consommation et à 75% de verre recyclé post-consommation.

##### SUBWAY

Petites plaques en verre étiré, transparent et coloré en fusion, obtenue à partir du travail artisanal d’une plaque de verre avec l’application d’une feuille argentée sur l’arrière, coupée à la main et assemblée en dessins avec des tesselles de dimension 7,5 x 15 cm, épaisseur d’environ 4 mm et poids d’environ 10 kg/m2. Composée à 25% de matériel noble, verre recyclé pré-consommation et à 75% de verre recyclé post-consommation.

##### SUPREME

Plaques en verre étiré, transparent et coloré en fusion, avec veines d’émaux et pierre aventurine, à partir du travail artisanal d’une plaque de verre avec l’application d’une feuille argentée sur l’arrière, coupée à la main en différentes dimensions jusqu’à 30x60cm maximum, épaisseur d’environ 4 mm et poids d’environ 10 kg/m2. Composée à 25% de matériel noble, verre recyclé pré-consommation et à 75% de verre recyclé post-consommation.

##### IMMENSE®

Mosaïque en verre étiré, transparent et coloré en fusion, obtenue à partir du travail artisanal d’une plaque de verre avec l’application d’une feuille argentée sur l’arrière, coupée à la main et assemblée en dessins avec des tesselles de dimensions et motifs d’épaisseur d’environ 4 mm, assemblée sur support TREND plus avec modules des dimensions suivantes: FOLIAGE 30,4 x 25,4 cm, EFFECT 18,6 x 32,2 cm, PARALLELS 31,2 x 30,6 cm e SYMMETRY 30,2 x 24,8 cm. Joint d’environ 1 mm et poids d’environ 10 kg/m2. Composée à 25% de matériel noble, verre recyclé pré-consommation et à 75% de verre recyclé post-consommation.

## AUSSCHREIBUNGSTEXTE

##### KARMA

Transparente Mosaiksteine aus gezogenem Glas, gefärbt beim Schmelzvorgang, handwerglich gefertigt aus einer Glasscheibe, die auf der Rückseite mit einer Silberfolie versehen und von Hand zu Quadraten mit Abmessungen von 2 x 2, 2 x 4, 4 x 4 und 4 x 8 cm und einer Stärke von 4 mm zugeschnitten wird. Zusammengesetzt auf einem Träger vom Typ TREND plus mit verschiedenen Abmessungen von 31,6 x 31,6 cm, 29,3 x 29,3 cm, 29,3 x 31,6 cm, 29,3 x 29,5 cm, einer Fuge von etwa 1 mm und einem Gesamtgewicht von etwa 10 kg/m2. Bestehend zu 25 % aus edlen Materialien, vor der Verwendung recyceltem Glas, und zu 75 % aus nach der Verwendung recyceltem Glas.

##### LIBERTY

Transparente Mosaiksteine aus gezogenem Glas, gefärbt beim Schmelzvorgang, handwerglich gefertigt aus einer Glasscheibe, die auf der Rückseite mit einer Silberfolie versehen und von Hand zu Quadraten mit Abmessungen von 1 x 1, 2 x 1, 2 x 2, 2 x 4, 4 x 1 und 4 x 4 cm und einer Stärke von 4 mm zugeschnitten wird. Zusammengesetzt auf einem Träger vom Typ TREND plus mit Folie mit Abmessungen von 26,2 x 31,03 cm und Folie mit Abmessungen 28,1 x 31,03 cm, einer Fuge von etwa 1 mm und einem Gesamtgewicht von etwa 10 kg/m2. Bestehend zu 25 % aus edlen Materialien, vor der Verwendung recyceltem Glas, und zu 75 % aus nach der Verwendung recyceltem Glas.

##### METROPOLIS

Transparente Mosaiksteine aus gezogenem Glas, gefärbt beim Schmelzvorgang, handwerglich gefertigt aus einer Glasscheibe, die auf der Rückseite mit einer Silberfolie versehen und von Hand zu Quadraten mit Abmessungen von 2 x 4, 2 x 6, 2 x 10, 3 x 1, 3 x 4, 3 x 10, 3 x 15, 4 x 6, 4 x 8 und 4 x 10 cm und einer Stärke von 4 mm zugeschnitten wird. Zusammengesetzt auf einem Träger vom Typ TREND plus mit Folie mit Abmessungen von 30,8 x 28,8 cm und Folie mit Abmessungen von 32,5 x 28,8 cm, einer Fuge von etwa 2 mm und einem Gesamtgewicht von etwa 10 kg/m2. Besteht zu 25 % aus edlen Materialien, vor der Verwendung recyceltem Glas, und zu 75 % aus nach der Verwendung recyceltem Glas.

##### SUBWAY

Transparente und durchgefärbte Fliese aus gezogenem Glas, hergestellt durch die handwerkliche Bearbeitung einer Glasplatte durch Aufbringung einer Silberfolie auf der Fliesenrückseite. Handgeschnittene Fliese mit einer Abmessung von 7,5 x 15 cm, und einer Stärke von ca. 4 mm. Gesamtgewicht ca. 10 kg/m2 . Besteht zu 25% aus edlen Materialien, aus recyceltem Glas vor dem Verbrauch und zu 75% aus recyceltem Glas nach dem Verbrauch.

##### SUPREME

Glasplatte aus gezogenem, transparentem und gefärbtem Schmelzglas. Das Glas beweist, durch den Einsatz von Emaille und Aventurin eine lebhafte Struktur auf. Die Rückseite ist durch eine Silberfolie bedeckt . Handwerglich in verschiedenen Größen bis zu einer maximalen Abmessung von 30 x 60 cm geschnitten. Stärke ca. 4 mm und Gesamtgewicht ca. 10 kg/m2. Besteht zu 25% aus edlen Materialien, aus recyceltem Glas vor dem Verbrauch und zu 75% aus recyceltem Glas nach dem Verbrauch.

##### IMMENSE

Glasmosaik aus gezogenem, transparentem und farbigem Schmelzglas, hergestellt durch die handwerkliche Bearbeitung einer Glasplatte durch Aufbringen einer Silberfolie auf der Rückseite. Handgeschnittene Glassteinchen in verschiedenen Größen und Muster mit einer Stärke von ca.4 mm, auf TREND plus verklebt. Modulgrößen: FOLIAGE 30,4 x 25,4 cm, EFFECT 18,6 x 32,2 cm, PARALLELS 31,2 x 30,6 cm und SYMMETRY 30,2 x 24,8 cm. Fugenbreite ca. 1 mm und Gesamtgewicht ca. 10 kg/m2. Besteht zu 25% aus edlen Materialien, aus recyceltem Glas vor dem Verbrauch und zu 75% aus recyceltem Glas nach dem Verbrauch.

## CAPITULACIÒN

##### KARMA

Mosaico de vidrio estirado, transparente y coloreado en fusión, obtenido mediante la elaboración artesanal de una placa de vidrio con la aplicación en el reverso de una lámina de plata, cortado a mano en forma de baldosas de tamaño 2 x 2 cm, 2 x 4 cm, 4 x 4 cm y 4 x 8 cm, para un espesor de unos 4 mm, montado sobre soporte TREND plus, en diferentes formatos 31,6 x 31,6 cm, 29,3 x 29,3 cm, 29,3 x 31,6 cm, 29,3 x 29,5 cm, con una junta de aproximadamente 1 mm y un peso total de aproximadamente 10 kg / m2. Compuesto en un 25% de material noble, vidrio reciclado preconsumo y 75% vidrio reciclado posconsumo.

##### LIBERTY

Mosaico de vidrio estirado, transparente y coloreado en fusión, obtenido de la elaboración artesanal de una placa de vidrio con la aplicación en la cara posterior de una lámina de plata, cortado a mano y ensamblado según diseño con azulejos de tamaño 1 x 1 cm, 2 x 1 cm, 2 x 2 cm, 2 x 4 cm, 4 x 1 cm y 4 x 4 cm para un espesor de aproximadamente 4 mm, montado sobre soporte TREND plus con módulo de dimensiones 26,2 x 31,03 cm y hoja de dimensiones 28,1 x 31,03 cm, con junta de aproximadamente 1 mm y un peso total de aproximadamente 10 kg / m2. Compuesto en un 25% de material noble, vidrio reciclado preconsumo y 75% vidrio reciclado posconsumo.

##### METRÓPOLIS

Mosaico de vidrio estirado, transparente y coloreado en fusión, obtenido de la elaboración artesanal de una placa de vidrio con la aplicación en la cara posterior de una lámina de plata, cortado a mano y ensamblado según diseño con azulejos de tamaño 2 x 4 cm, 2 x 6 cm, 2 x 10 cm, 3 x 1 cm, 3 x 4 cm, 3 x 10 cm, 3 x 15 cm, 4 x 6 cm, 4 x 8 cm y 4 x 10 cm, para un espesor de unos 4 mm, montado sobre soporte TREND plus con módulo de dimensiones 30,8 x 28,8 cm y hoja de dimensiones 32,5 x 28,8 cm, con junta de aproximadamente 2 mm y un peso total de aproximadamente 10 kg / m2. Compuesto en un 25% de material noble, vidrio reciclado preconsumo y 75% vidrio reciclado posconsumo.

plus con un módulo de 30,8 x 28,8 cm y una hoja de 32,5 x 28,8 cm, con una junta de unos 2 mm y un peso total de alrededor de 10 kg / m2

Compuesto en un 25% de material noble, vidrio reciclado preconsumo y 75% vidrio reciclado posconsumo.

##### SUBWAY

Láminas de vidrio estirado, transparentes y coloreadas en fusión, obtenidas mediante la elaboración artesanal de una placa de vidrio con la aplicación en la cara posterior de una lámina de plata, cortada a mano, de 7,5 x 15 cm, con un espesor de unos 4 mm y un peso total de aproximadamente 10 kg / m2.

Compuesto en un 25% de material noble, vidrio reciclado preconsumo y 75% vidrio reciclado posconsumo.

##### SUPREME

Láminas de vidrio estirado, transparentes y coloreadas en fusión, veteadas con esmaltes y aventurina, obtenidas mediante la artesania de una placa de vidrio y con la aplicación en la cara posterior de una lámina de plata. Cortado a mano a mano en varios tamaños hasta el tamaño máximo de 30 x 60 cm. Espesor de aproximadamente 4 mm y un peso total de aproximadamente 10 kg / m2.

Compuesto en un 25% de material noble, vidrio reciclado preconsumo y 75% vidrio reciclado posconsumo.

##### IMMENSE®

Mosaico de vidrio estirado, transparente y coloreado en fusión, obtenido mediante la elaboración artesanal de una placa de vidrio con la aplicación en la cara posterior de una lámina de plata, cortado a mano y ensamblado según diseño con baldosas de varios tamaños y patrones. para un espesor de aprox. 4 mm, montado sobre soporte TREND plus con módulo de las siguientes dimensiones: FOLIAGE 30,4 x 25,4 cm, EFFECT 18,6 x 32,2 cm, PARALLELS 31,2 x 30,6 cm y SYMMETRY 30,2 x 24,8 cm. Junta de aproximadamente 1 mm y un peso total de aproximadamente 10 kg / m2. Compuesto en un 25% de material noble, vidrio reciclado preconsumo y 75% vidrio reciclado posconsumo.

## ОБЩИЕ СВЕДЕНИЯ

##### KARMA

Мозаика из листового стекла, прозрачного и окрашенного в массе, изготовленная ремесленным способом из листа стекла с аппликацией на обратной стороне посеребрённой фольги, порезанного вручную на форматы 2x2 см, 2x4 см, 4x4 см и 4x8 см, толщиной около 4 мм, уложенная на основу TRENDplus, различных форматов 31,6x31,6 см, 29,3x29,3 см, 29,3x31,6 см, 29,3x29,5см, со швом, равным приблизительно 1мм, и общим весом около 7 кг/м2. Состоит на 25% из ценного материала, вторично переработанного стекла "до потребителя" и на 75% из вторично переработанного материала "после потребителя".

##### LIBERTY

Мозаика из листового стекла, прозрачного и окрашенного в массе, изготовленная ремесленным способом из листа стекла с аппликацией на обратной стороне посеребрённой фольги, порезанная вручную и собранная по рисунку из форматов 1x1 см, 2x1 см, 2x2 см, 2x4 см, 4x1 см и 4x4 см, толщиной около 4 мм, уложенная на основу TRENDplus, с размерами листа 26,2x31,03 см и 28,1x31,03 см, со швом, равным приблизительно 1 мм, и общим весом около 7 кг/м2. Состоит на 25% из ценного материала, вторично переработанного стекла "до потребителя" и на 75% из вторично переработанного стекла "после потребителя".

##### METROPOLIS

Мозаика из листового стекла, прозрачного и окрашенного в массе, изготовленная ремесленным способом из листа стекла с аппликацией на обратной стороне посеребрённой фольги, порезанная вручную и собранная по рисунку из форматов 2x4 см, 2x6 см, 2x10 см, 3x1 см, 3x4 см, 3x10 см, 3x15 см, 4x6 см, 4x8 см и 4x10 см, толщиной около 4 мм, уложенная на основу TRENDplus, с размерами листа 30,8x28,8 см и 32,5x28,8 см, со швом, равным приблизительно 2 мм, и общим весом около 10 кг/м2. Состоит на 25% из ценного материала, вторично переработанного стекла "до потребителя" и на 75% из вторично переработанного стекла "после потребителя".

##### SUBWAY

Листовое стекло, прозрачное и окрашенное в массе, изготовленное ремесленным способом из листа стекла с аппликацией на обратной стороне посеребрённой фольги, порезанная вручную, размером 7,5 x 15 см, толщиной около 4 мм. мм и общим весом около 10 кг / м2. Состоит на 25% из ценного материала, вторично переработанного стекла "до потребителя" и на 75% из вторично переработанного стекла "после потребителя".


##### SUPREME

Листовое стекло, прозрачное и окрашенное в массе, с прожилками из смальты и авантюрина, изготовленное ремесленным способом из листа стекла с аппликацией на обратной стороне посеребрённой фольги, порезанная вручную в различных размерах до максимального 30 x 60 см. Толщиной около 4 мм и общий вес около 10 кг / м2. Состоит на 25% из ценного материала, вторично переработанного стекла "до потребителя" и на 75% из вторично переработанного стекла "после потребителя".

##### IMMENSE®

Мозаика из листового стекла, прозрачная и окрашенная в массе, изготовленная ремесленным способом из листа стекла с аппликацией на обратной стороне посеребрённой фольги, порезанная вручную и собранная по рисунку из различных форматов и узорov, толщиной примерно 4 мм, собранный на основе TRENDplus с модулем следующих размеров: FOLIAGE 30,4 x 25,4 cm, EFFECT 18,6 x 32,2 cm, PARALLELS 31,2 x 30,6 cm и SYMMETRY 30,2 x 24,8 cm. Шов примерно 1 мм и общий вес примерно 10 кг / м2. Состоит на 25% из ценного материала, вторично переработанного стекла "до потребителя" и на 75% из вторично переработанного стекла "после потребителя".

# TREND PLUS



**TREND Plus System** is an innovative technology with polyurethane reactive (PUR) rear support for glass mosaic sheets that makes installation of the material fast and easy. Guaranteed maximum flexibility of the sheet during installation without detaching of the tiles. It can be used with any bonding and is the best solution for the installation of the mosaic in any environment: outdoor, indoor, swimming pools, etc.

**WARNING: Use a 4 x 4 mm notched trowel for installation.**

**TREND Plus System** è l'innovativa tecnologia con il supporto posteriore in poliuretano reattivo (PUR) per i fogli di mosaico vetroso che rende la posa del materiale semplice e veloce. Garanzia di massima flessibilità del foglio in fase di posa senza che le tessere si staccino. Può essere utilizzato con qualsiasi collante e rappresenta la migliore soluzione per l'installazione del mosaico in ogni ambiente: esterni, interni, piscine, etc.

**ATTENZIONE: Per la posa utilizzare spatola dentata 4 x 4 mm.**

**TREND Plus System** est la technologie innovante avec le support au dos en polyuréthane réactif (PUR) pour les feuilles de mosaïque en verre qui rend la pose du matériel simple et rapide. Garantie de la flexibilité maximum de la feuille en phase de pose sans que les tesselles ne se décollent. Il peut être utilisé avec tout type de colle et représente la meilleure solution pour l'installation de la mosaïque dans chaque espace: extérieurs, intérieurs, piscines, etc.

**ATTENTION : Pour la pose, utiliser la spatule dentée 4 x 4 mm.**

**TREND Plus System** ist die innovative Technologie mit Rückwand aus reaktivem Polyurethan (PUR) für Glasmosaikblätter, die sich dadurch besonders einfach und schnell verlegen lassen. Höchste Flexibilität des Blattes beim Verlegen ohne Ablösen der Mosaiksteine garantiert. Es kann mit jeglichen Klebstoffen verwendet werden und stellt die beste Lösung für das Verlegen von Mosaiken in jedem Ambiente dar: Innen- und Außenbereiche, Pools usw.

**ACHTUNG: zum Verlegen eine Zahnpachtel von 4 x 4 mm verwenden.**

**TREND Plus System** es la innovadora tecnología con soporte posterior de poliuretano reactivo (PUR) para láminas de mosaico vítreo que hace de la colocación del material una operación simple y rápida. Garantía de máxima flexibilidad de la lámina durante la fase de alicatado, sin que las teselas se suelten. Puede utilizarse con cualquier adhesivo, es la mejor solución para la colocación de mosaicos en cualquier ambiente: exteriores, interiores, piscinas, etc.

**ATENCIÓN: Para el alicatado utilice una llana dentada de 4 x 4 mm.**

**TREND Plus System** - инновационная технология с подложкой из реактивного полиуретана (PUR) для листов стеклянной мозаики, делающая укладку материала более простой и быстрой. Гарантия максимальной гибкости листа в фазе укладки, не вызывающей отсоединения чипсов. Может использоваться с любым клеем и представляет собой наилучшее решение для установки мозаики на любых поверхностях: наружных, внутренних, бассейнах и т.д.

**ВНИМАНИЕ: Для укладки использовать зубчатый шпатель 4 x 4 мм.**

# STARLIKE® LITOKOL®

GROUT COLORS | FUGANTI COLORATI | JOINTS COLORES | FARBIGE FUGENMASSEN | JUNTA COLORADA | ЦВЕТНЫЕ ЗАПОЛНИТЕЛИ ШВОВ

BIANCO ASSOLUTO
BIANCO GHIACCIO
TITANIO
GRIGIO SETA
SILVER
GRIGIO PORTLAND
ARDESIA
ANTRACITE
MOKA
PIETRA D'ASSISI
GRIGIO FANGO
TORTORA
SABBIA
TRAVERTINO
AVORIO
AZZURRO PASTELLO
TURCHESE
ARTIC BLU
ZAFFIRO
VERDE SALVIA
VERDE PINO
MELA
LIME
LIMONE
ARANCIO
ROSSO ORIENTE
MELANZANA
CICLAMINO
LILLA
CORALLO
CRYSTAL

ITALY  
Piazzale Fracon 8  
36100 Vicenza | Italy  
info-it@trend-group.com

USA  
1565 NW 36th Street  
Miami, FL 33142 USA  
info-us@trend-group.com

## EVERGREEN BY DEBRA, LLC

- *Ceramic & Glass Tile* • *Art Images in Hard Surfaces*
- *100% Permeable Pavers* • *Planters*



**Woman Owned Small Business  
Certified DBE**

47-388 Kamehameha Hwy  
Kaneohe, HI 96744-4736 USA  
Ph 808-239-6599 Fax 808-239-8556

[EvergreenbyDebra.com](http://EvergreenbyDebra.com)

[trend-group.com](http://trend-group.com)

November 20 | Editor: Federica Bisazza  
Art Designers: Paola Mosele | Raffaella Salata | Silvia Signorin | Alice Trentin  
Graphic Designer: Giulia Cignacco | Federico Sanson

Reproduction of any part of this book and publication on the internet or on any other medium is not permitted without TREND Group's written permission.  
©2020 TREND Group - All rights reserved

Colors in glass and ink are different, so the product shades as reproduced here are intended for reference only.

[trend-group.com](http://trend-group.com)

