

element



Distributor Hawaii & Guam

EVERGREEN BY DEBRA, LLC

- Ceramic & Glass Tile • Art Images in Hard Surfaces
- Planters in Ceramic & Fiberglass • Diamond Tools

**Woman Owned Small Business
Certified DBE**

47-388 Kamehameha Hwy
Kaneohe, HI 96744-4736 USA
Ph 808-239-6599 Fax 808-239-8556

EvergreenbyDebra.com



atlas concorde
USA



element

- INSPIRED BY NATURAL QUARTZITE STONE
- RICH, MULTI-FACETED SURFACE
- EVOKES A CLOSENESS TO NATURE AND BIOPHILIC DESIGN
- REGULAR/INDOOR AND GRIP/OUTDOOR FINISHES AVAILABLE
- NEW LARGER BRICK MOSAIC AND UNIQUE TURTLE MOSAIC




NATURAL ELEGANCE

TIMELESS COMFORT

Inspired by rich, untouched quartzite stone, the Element collection adds texture and energy to any surface. The multi-faceted, stone-look tile is designed to blur the line between the built environment and nature. Element is offered in a regular finish for indoor applications and a grip finish that is suitable for outdoors allowing for seamless design across spaces. Element's colorways, floor tile, mosaics and trim pieces create a sense of comfort and relaxation in residential, commercial or hospitality settings.

element

Colors



IVORY



SILVER



GRAY



EARTH



CARBON

Shade variation



IVORY



SILVER



GRAY

COLORED BODY PORCELAIN TILE



EARTH



CARBON

element



element
Element Gray 11³/₄"x23⁵/₈" - 30x60cm
Element Ivory Brick Mosaic 11³/₄"x11³/₄" - 30x30 cm

STONE LOOK ELEMENT
COLORED BODY PORCELAIN TILE

element



element

Element Gray 11³/₄" x 23⁵/₈" - 30x60cm
 Element Ivory Brick Mosaic 11³/₄" x 11³/₄" - 30x30 cm

element

Element Gray 11³/₄" x 23⁵/₈" - 30x60cm





element

- Element Earth 11³/₄" x 23⁵/₈" - 30x60cm
- Element Carbon Turtle Mosaic 15¹/₄" x 13³/₈" - 39x34cm
- Homeland Rye 7³/₄" x 39³/₈" - 20x100 cm
- Element Earth Bullnose 3" x 24" - 7.2x60cm



element

- Element Earth 11³/₄"x23⁵/₈" - 30x60cm
- Element Earth grip 11³/₄"x23⁵/₈" - 30x60cm
- Element Carbon Turtle Mosaic 15¹/₄"x13³/₈" - 39x34cm
- Element Earth Bullnose 3"x24" - 7.2x60cm

element



element

- Element Earth 11³/₄"x23⁵/₈" - 30x60cm
- Element Earth grip 11³/₄"x23⁵/₈" - 30x60cm
- Element Carbon Turtle Mosaic 15¹/₄"x13³/₈" - 39x34cm
- Homeland Rye 7³/₄"x39³/₈" - 20x100 cm



element

- Element Carbon 11³/₄"x23⁵/₈" - 30x60cm
- Element Silver 11³/₄"x23⁵/₈" - 30x60cm
- Element Silver **grip** 11³/₄"x23⁵/₈" - 30x60cm
- Element Carbon Cove Base 6"x12" - 15x30cm
- Element Silver Bullnose 3"x24" - 7.2x60cm

element

element

- Element Carbon 11³/₄"x23⁵/₈" - 30x60cm
- Element Silver 11³/₄"x23⁵/₈" - 30x60cm
- Element Carbon Mosaic 11³/₄"x11³/₄" - 30x30cm
- Element Carbon Cove Base 6"x12" - 15x30cm



element

Element Silver grip 11³/₄"x23⁵/₈" - 30x60cm

element



element

Element Ivory $11\frac{3}{4}'' \times 23\frac{5}{8}''$ - 30x60cm
Element Ivory Turtle Mosaic $15\frac{1}{4}'' \times 13\frac{3}{8}''$ - 39x34cm
Element Ivory Bullnose $3'' \times 24''$ - 7.2x60cm

element




element
Element Ivory Turtle Mosaic 15^{1/4}"x13^{3/8}" - 39x34cm

element
Element Ivory 11^{3/4}"x23^{5/8}" - 30x60cm



COLORED BODY PORCELAIN TILE

STONE LOOK ELEMENT



element
Element Silver 11³/₄"x23⁵/₈" - 30x60cm
Element Carbon Turtle Mosaic 15¹/₄"x13³/₈" - 39x34 cm

element



element
 Element Carbon Turtle Mosaic 15^{1/4}"x13^{3/8}" - 39x34 cm

element
 Element Silver 11^{3/4}"x23^{5/8}" - 30x60cm



STONE LOOK ELEMENT

COLORED BODY PORCELAIN TILE



Compliant with standards ANSI A137.1-2022

Scan to learn more



SIZE

11³/₄" x 23⁵/₈" - 30 x 60 cm
 11³/₄" x 23⁵/₈" **grip** - 30 x 60 cm

THICKNESS

9 mm

FINISH

MATTE - GRIP



ELEMENT IVORY
 11³/₄" x 23⁵/₈" - 30x60 cm
 610010004683
grip 610010004688



ELEMENT SILVER
 11³/₄" x 23⁵/₈" - 30x60 cm
 610010004684
grip 610010004689



ELEMENT GRAY
 11³/₄" x 23⁵/₈" - 30x60 cm
 610010004685
grip 610010004690



ELEMENT EARTH
 11³/₄" x 23⁵/₈" - 30x60 cm
 610010004686
grip 610010004691




ELEMENT CARBON
 11³/₄" x 23⁵/₈" - 30x60 cm
 610010004687
grip 610010004692


MOSAICS & DECORS



ELEMENT IVORY MOSAIC
 11³/₄" x 11³/₄" - 30x30 cm
 600110001086




ELEMENT SILVER MOSAIC
 11³/₄" x 11³/₄" - 30x30 cm
 600110001087



ELEMENT GRAY MOSAIC
 11³/₄" x 11³/₄" - 30x30 cm
 600110001088



ELEMENT EARTH MOSAIC
 11³/₄" x 11³/₄" - 30x30 cm
 600110001089



ELEMENT CARBON MOSAIC
 11³/₄" x 11³/₄" - 30x30 cm
 600110001090

MOOD



ELEMENT IVORY BRICK MOSAIC
 11³/₄" x 11³/₄" - 30x30 cm
 600110001091



ELEMENT SILVER BRICK MOSAIC
 11³/₄" x 11³/₄" - 30x30 cm
 600110001092



ELEMENT GRAY BRICK MOSAIC
 11³/₄" x 11³/₄" - 30x30 cm
 600110001093



ELEMENT EARTH BRICK MOSAIC
 11³/₄" x 11³/₄" - 30x30 cm
 600110001094



ELEMENT CARBON BRICK MOSAIC
 11³/₄" x 11³/₄" - 30x30 cm
 600110001095



ELEMENT IVORY TURTLE MOSAIC
 15¹/₄" x 13³/₈" - 39x34 cm
 600110001096



ELEMENT SILVER TURTLE MOSAIC
 15¹/₄" x 13³/₈" - 39x34 cm
 600110001097



ELEMENT GRAY TURTLE MOSAIC
 15¹/₄" x 13³/₈" - 39x34 cm
 600110001098



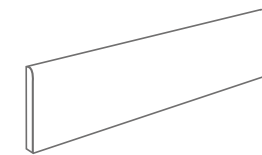
ELEMENT EARTH TURTLE MOSAIC
 15¹/₄" x 13³/₈" - 39x34 cm
 600110001099




ELEMENT CARBON TURTLE MOSAIC
 15¹/₄" x 13³/₈" - 39x34 cm
 600110001100

COORDINATING TRIMS

	Bullnose	Cove base
ELEMENT IVORY	610130007060	610130007065
ELEMENT SILVER	610130007061	610130007066
ELEMENT GRAY	610130007062	610130007067
ELEMENT EARTH	610130007063	610130007068
ELEMENT CARBON	610130007064	610130007069



Bullnose
 3" x 24" - 7.2x60 cm



Cove base
 6" x 12" - 15x30 cm - 8.5mm



Compliant with standards ANSI A137.1-2022



SIZE

11 3/4" x 23 5/8" - 30 x 60 cm
 11 3/4" x 23 5/8" grip - 30 x 60 cm

THICKNESS

± 9 mm

FINISH

MATTE - GRIP



V3 MODERATE VARIATION

While the colors and/or texture present on a single piece of tile will be indicative of the colors and/or texture to be expected on the other tile, the amount of colors and/or texture on each piece may vary significantly. It is recommended that the range be viewed before selection.

FIELD TILES

Available in all colors

Commercial size (in)	Nominal size (in)	Thickness (mm)	Finish	Rectified edge
12" x 24"	11 3/4" x 23 5/8"	9 mm	Matte	-
12" x 24" grip	11 3/4" x 23 5/8"	9 mm	Grip	-

MOSAICS

AND COORDINATING TRIMS

Available in all colors

Commercial size (in)	Nominal size (in)	Thickness (mm)	Finish
Mosaic	11 3/4" x 11 3/4"	9 mm	Matte
Brick Mosaic	11 3/4" x 11 3/4"	9 mm	Matte
Turtle Mosaic	15 1/4" x 13 3/8"	9 mm	Matte
Bullnose 3" x 24"	2 7/8" x 23 5/8"	9 mm	Matte
Cove Base 6" x 12"	5 7/8" x 11 3/4"	8.5 mm (*)	Matte

Please refer to caliber chart for work sizes. Close joints are not recommended. (*): Cove Base thickness is 7 mm on flat top part.

PERFORMANCE & FEATURES

	PROPERTY	ASTM TEST METHOD	PORCELAIN TILE SPECIFICATION				
			Calibrated		Rectified		
			Minimum	Maximum	Minimum	Maximum	
REGULARITY CHARACTERISTICS	Nominal Size	ASTM C499	-3.00%	3.00%	-3.00%	2.00%	Compliant
	Caliber Range (Variation from average facial dimension of sample)		-0.50% or -0.08 in (-2.0 mm) (*)	0.50% or 0.08 in (2.0 mm) (*)	-0.25% or -0.03 in (-0.8 mm) (*)	0.25% or 0.03 in (0.8 mm) (*)	Compliant
	Thickness ⁽¹⁾		N/A	Range: 0.40 in (1.02 mm)	N/A	Range: 0.40 in (1.02 mm)	Compliant
	Wedging		ASTM C502	-0.50% or -0.08 in (-2.0 mm) (*)	0.50% or 0.08 in (2.0 mm) (*)	-0.25% or -0.03 in (-0.8 mm) (*)	0.25% or 0.03 in (0.8 mm) (*)
	Warpage Edge	ASTM C485	-0.75% or -0.09 in (-2.3 mm) (*)	0.75% or 0.09 in (2.3 mm) (*)	-0.40% or -0.05 in (-1.3 mm) ⁽²⁾ or -1.8 mm ⁽³⁾ (*)	0.40% or 0.05 in (1.3 mm) ⁽²⁾ or 1.8 mm ⁽³⁾ (*)	Compliant
	Warpage Diagonal		-0.50% or -0.08 in (-2.0 mm) (*)	0.50% or 0.08 in (2.0 mm) (*)	-0.40% or -0.07 in (-1.8 mm) (*)	0.40% or 0.07 in (1.8 mm) (*)	Compliant
ALL PORCELAIN TILES							
STRUCTURAL CHARACTERISTICS	Water Absorption	ASTM C373	≤ 0.5%			≤ 0.5%	
BULK MECHANICAL CHARACTERISTICS	Breaking Strength	ASTM C648	Average ≥ 250 lbf. (1.11 kN) Individual ≥ 225 lbf. (1.00 kN)			≥ 350 lbf. avg	
PHYSICAL PROPERTIES	Bond Strength	ASTM C482	≥ 50 psi (0.34 Mpa)			≥ 100 psi	
THERMAL AND IGROMETRIC CHARACTERISTICS	Resistance to Freeze/Thaw Cycling	ASTM C1026	As Reported			Resistant	
CHEMICAL CHARACTERISTICS	Chemical Resistance	ASTM C650	As Reported			Unaffected	
	Stain Resistance	ASTM C1378	As Reported			Unaffected	
SAFETY CHARACTERISTICS	Dynamic coefficient of friction ⁽⁴⁾	ANSI A326.3	Requires a minimum value of 0.42 for commercial areas that are likely to be wet			Matte > 0.42 Wet Grip > 0.6 Wet	

(*) Whichever is less
 (1) May not apply to textured surfaces or tiles with uneven back patterns.
 (2) Whichever is less, for tiles up to 24"x24" (610 mm x 610 mm).
 (3) Applies to tiles larger than 24"x24" (610 mm x 610 mm).
 (4) For updated manufacturer classification, according to ANSI A326.3 Section 4 - "Product Use Categories", please refer to our website.



Distributor Hawaii & Guam
EVERGREEN BY DEBRA, LLC
 • Ceramic & Glass Tile • Art Images in Hard Surfaces
 • Planters in Ceramic & Fiberglass • Diamond Tools
Woman Owned Small Business
Certified DBE
 47-388 Kamehameha Hwy
 Kaneohe, HI 96744-4736 USA
 Ph 808-239-6599 Fax 808-239-8556
 EvergreenbyDebra.com

For more details please see the catalogue or visit atlasconcordeusa.com
 The Health Product Declaration® logo is a registered trademark of HPD Collaborative.